

**E-Series RF 1:4 Transmission Line Step-up Transformer
500 — 2500 MHz**

**MABA-007236-C16423
V1 P**

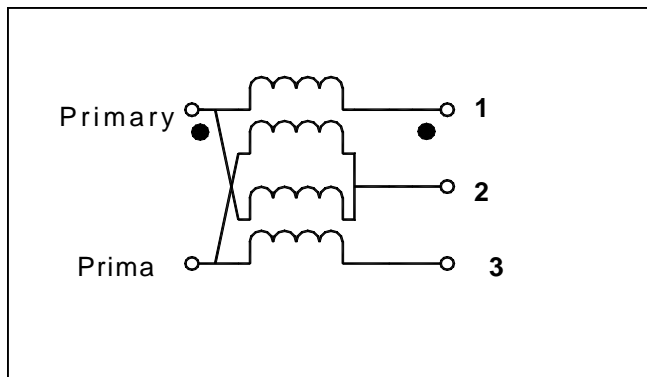
Features

- Surface mount
- Wide frequency range
- 1:4 Impedance Ratio
- CT on Secondary
- Lead Free
- RoHS* Compliant and is 260°C reflow compatible.
- Available on Tape and Reel, reel quantity 2000

Description

M/A-COM's MABA-007236-C16423 is a RoHS compliant 1:4 RF transmission line step-up transformer in a low cost, surface mount package. Ideally suited for high volume cellular and wireless applications. Typical applications include single to balanced mode conversion and impedance matching. Parts are packaged in tape & reel.

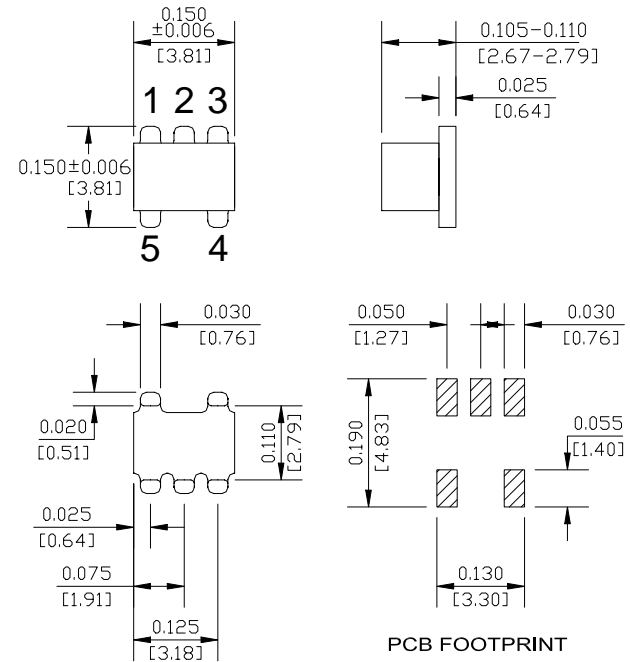
Schematic



Pin Configuration

Pin No.	Function
1	Secondary Dot
2	Secondary CT
3	Secondary
4	Primary
5	Primary Dot

SM-22 package



Ordering Information

Part Number	Package
MABA-007236-C16423	2000 piece reel

Note: Reference Application Note M513 for reel size information.

Absolute Maximum Ratings ^{1,2}

Parameter	Absolute Maximum
DC Power	250 mW
DC Current	30 mA
Operating Temperature	-40°C to +85°C
Storage Temperature	-55°C to +125°C

1. Exceeding any one or combination of these limits may cause permanent damage to this device.
2. M/A-COM does not recommend sustained operation near these survivability limits.

This PRELIMINARY Data Sheet contains information regarding a product M/A-COM has under development. Performance is based on measured results and target specifications. Commitment to produce in volume is not guaranteed.

* Restrictions on Hazardous Substances, European Union Directive 2002/95/EC.

**E-Series RF 1:4 Transmission Line Step-up Transformer
500 — 2500 MHz**

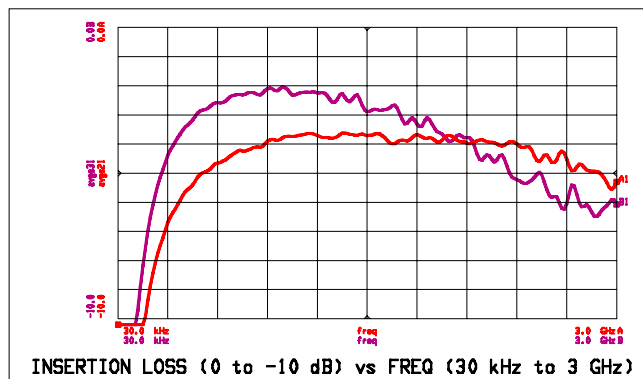
**MABA-007236-C16423
V1 P**

Electrical Specifications: $T_A = 25^\circ\text{C}$, $Z_0 = 50\Omega$ ¹

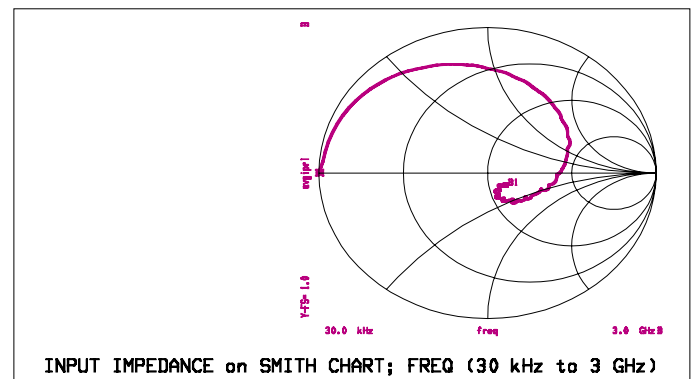
Parameter	Test Conditions	Frequency	Units	Min	Typ	Max
RF Frequency	—	500 - 2500	MHz	—	—	—
Insertion Loss	$F_L - f_U$	500 - 750	dB	—	—	3.0
		750 - 1200	dB	—	—	1.0
		1200 - 2500	dB	—	—	3.0

Typical Performance Curves

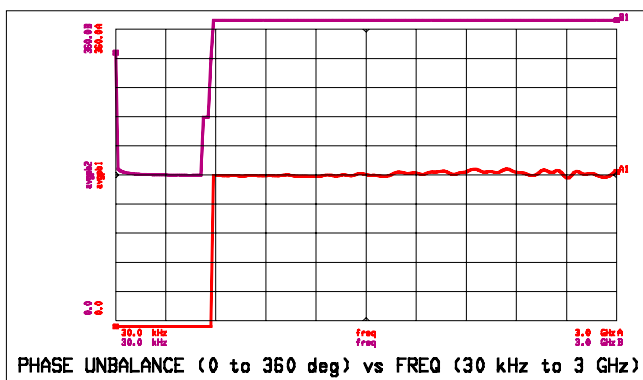
Insertion Loss



Input Impedance



Phase Unbalance



Amplitude Unbalance

