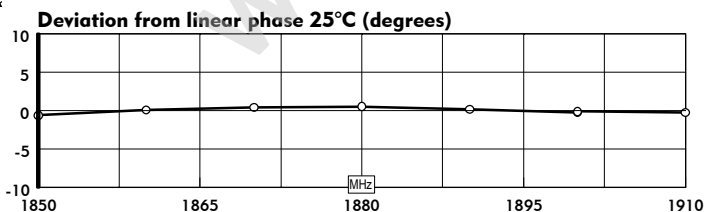
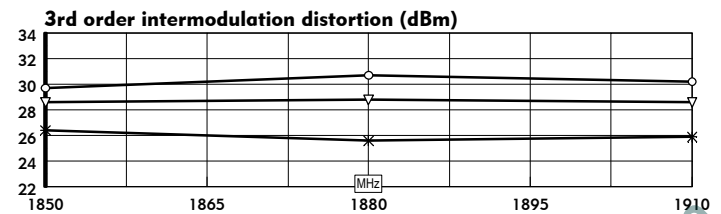
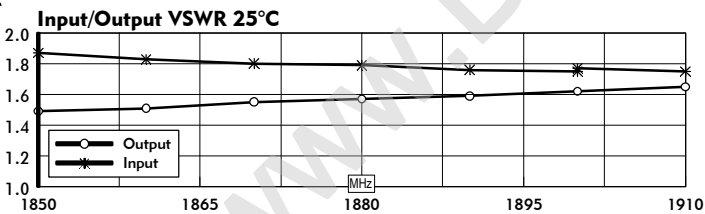
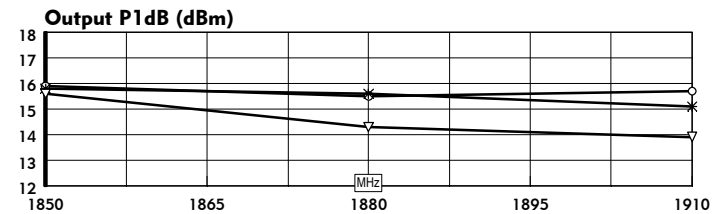
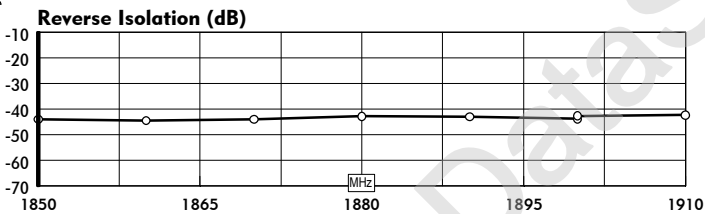
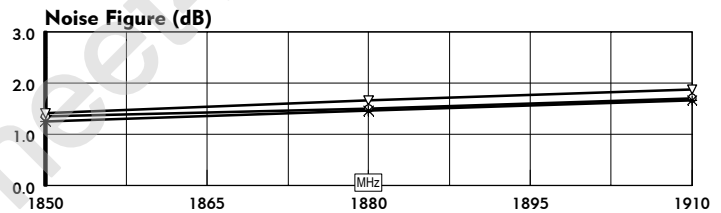
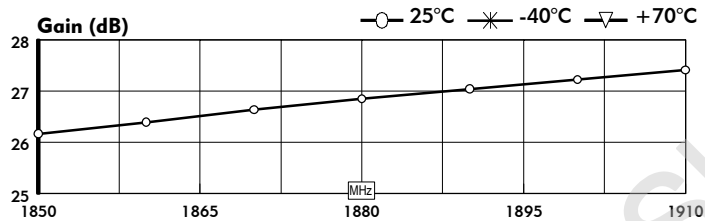


QBH-8706

- **Hybrid surface mount package**
- **Very Low noise figure, 1.2 dB typical**
- **Low VSWR**
- **High OIP3, +32 dBm typical**

Parameters	Typical	Guaranteed	Units
	25°C	-40 to +70°C	
Frequency range	1850 - 1910		MHz
Small signal gain	27.0		dB
Gain flatness	0.1	0.5	dB p-p
Reverse isolation	44	36	dB
VSWR Input	1.7:1	2.5:1	
Output	1.5:1	2.5:1	
1 dB compression	+17	+14	dBm
Output intercept point			
3rd Order	+32	+26	dBm
2nd Order			dBm
Noise figure	1.2	1.9	dB
DC supply voltage*	5		Vdc
DC supply current	140	180	mA
Gain vs. Vdc			dB/Volt
Package/Housing	LCSM (E52-19422)		

*all specification ratings are based on DC supply voltage $\pm 1\%$



TYPICAL S-PARAMETER DATA

MHz	S11		S21		S12		S22	
	dB	Ang	dB	Ang	dB	Ang	dB	Ang
1850	-10.5	141.9	26.2	-51.8	-44.3	-157.8	-14.3	35.1
1860	-10.9	137.3	26.4	-54.8	-44.7	-154.8	-13.9	29.8
1870	-11.1	132.3	26.6	-58.0	-44.0	-158.8	-13.5	24.1
1880	-11.2	126.7	26.9	-61.4	-42.9	-162.8	-13.2	17.7
1890	-11.5	119.3	27.0	-65.1	-43.1	-167.0	-12.9	11.4
1900	-11.6	112.4	27.2	-68.8	-43.9	-171.2	-12.6	4.9
1900	-11.5	113.8	27.2	-68.7	-42.7	-167.7	-12.6	4.7
1910	-11.6	107.1	27.4	-72.2	-42.5	-178.0	-12.3	-1.8

ABSOLUTE MAXIMUM RATINGS

Power supply voltage	
Sustaining	+7.0 Vdc
Pulse (transient)	+7.0 Vdc
Temperature	
Operating	-55 to +125°C
Storage	-65 to +150°C
Maximum input drive	1.0 Vrms
Thermal rise, junction-to-case	+25°C

H91-8706.10/29/97, Revision Preliminary