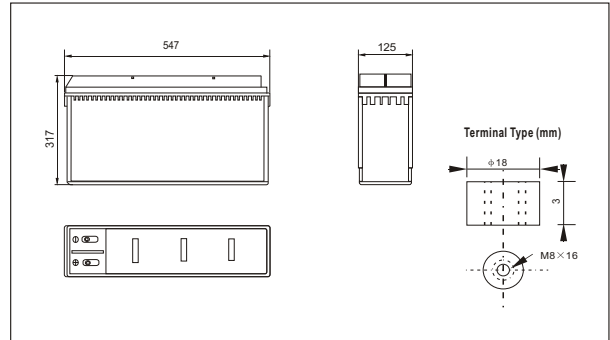




SWF121550(12V155AH)



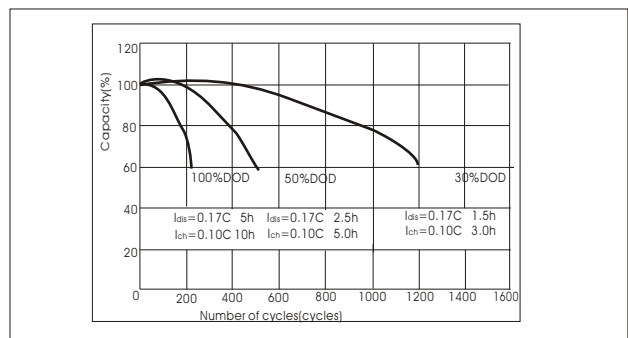
● Outer dimensions (mm)



● Specifications

Nominal Voltage		12V
Rated capacity (10 hour rate)		155 Ah
Dimensions	Total Height	317 mm (12.48 inches)
	Height	317 mm (12.48 inches)
	Length	547 mm (21.5 inches)
	Width	125 mm (4.92 inches)
Weight Approx		56 Kg (123 lbs)

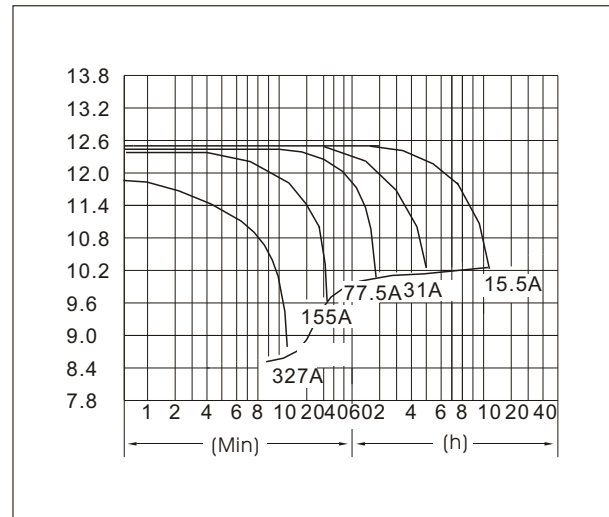
● Curves of cycle life(25°C)



● Characteristics

Capacity 25°C(77°F)	10 hour rate(15.5A) 5 hour rate(24.8A) 1 hour rate(93A)	155 AH 124AH 93 AH
Internal Resistance	Full charged Battery at 25°C(77°F)	Approx 3.2 mΩ
Capacity affected by Temperature (10hour rate)	40°C(104°F) 25°C(77°F) 0°C(32°F) -15°C(5°F)	102% 100% 85% 65%
Self-Discharge at 25°C(77°F)	Capacity after 3 month storage Capacity after 6 month storage Capacity after 12 month storage	91% 82% 64%
Terminal	T46	
Charge (constant Voltage)	Cycle	Initial Charging Current less than 62 A Voltage 14.10-14.40V
	Float	Voltage 13.50-13.80V

● Discharge Curves 25°C(77°F)



Constant Current(Amp) and Constant Power(Watt) Discharge Table at 25°C(77°F)

Time		10min	30min	1h	2h	3h	4h	5h	8h	10h	20h
9.60V	A	327	177	93	54	39.8	31.0	25.6	18.0	16.3	8.79
	W	3632	1893	1077	628	461	359	296	209	188	101.8
10.20V	A	318	172	87.4	51.8	38.8	30.2	25.1	17.6	15.9	8.57
	W	3493	1875	1012	599	449	350	291	204	184	99.3
10.50V	A	304	164	85	50.5	37.8	29.8	24.8	17.5	15.5	8.46
	W	3385	1770	980	585	438	345	287	203	182	98.0
10.80V	A	284	158	82	49.3	36.9	29.3	24.2	17.1	15.1	8.37
	W	3253	1703	937	574	429	337	281	198	180	97.4
11.10V	A	260	146	77	48.1	35.7	28.4	23.6	16.6	14.73	7.95
	W	3198	1690	912	572	424	336	280	197	175	94.6