
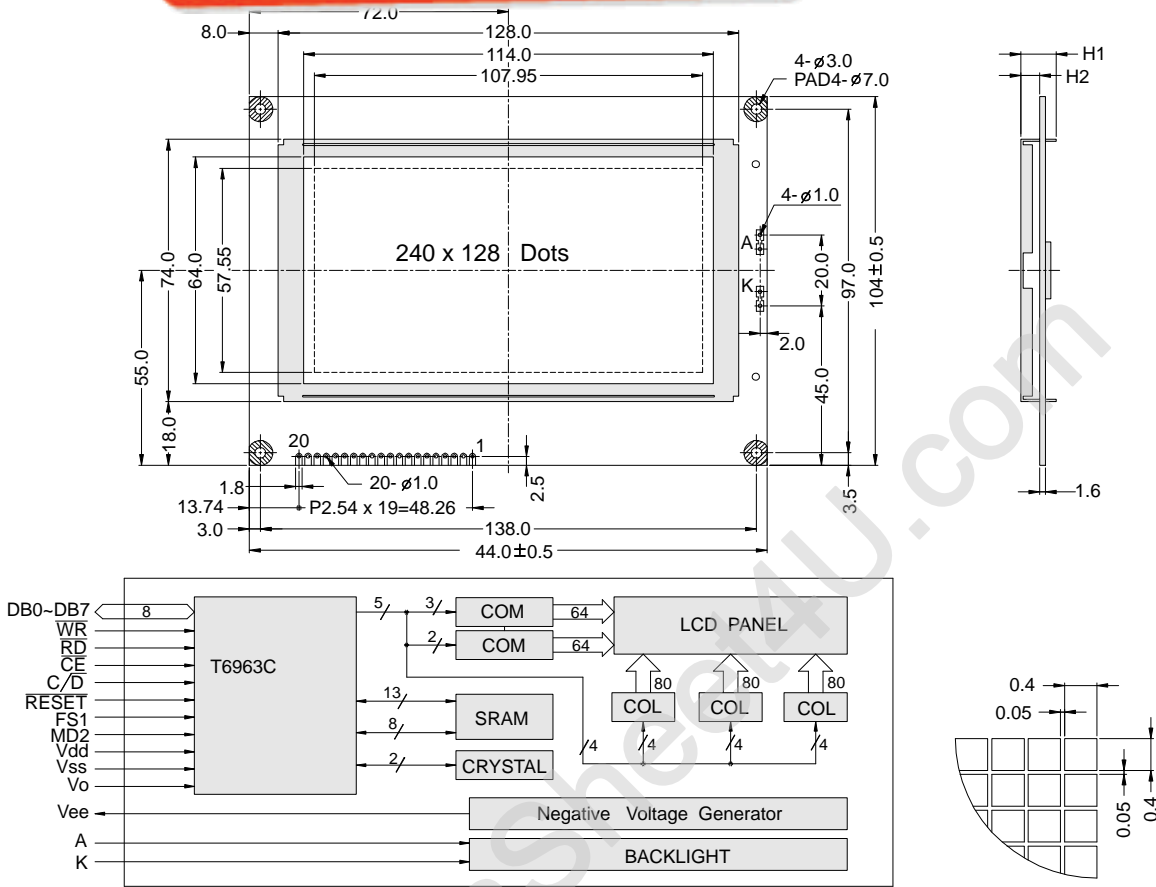


液晶之友 电话: 020-33819057
[Http://www.lcdfriends.com](http://www.lcdfriends.com)



OUTLINE DIMENSION & BLOCK DIAGRAM



The tolerance unless classified $\pm 0.3\text{mm}$

MECHANICAL SPECIFICATION			
Overall Size	144.0 x 104.0	Module	H2 / H1
View Area	114.0 x 64.0	W/O B/L	5.2 / 9.8
Dot Size	0.40 x 0.40	EL B/L	5.2 / 9.8
Dot Pitch	0.45 x 0.45	LED / CCFL B/L	9.2 / 13.8

PIN ASSIGNMENT		
Pin no.	Symbol	Function
1	Vss	Power supply(GND)
2	Vdd	Power supply(+)
3	Vo	Contrast Adjust
4	C/D	Command / data select
5	RD	Data read
6	WR	Data write
7-14	DB0-DB7	Data bus line
15	CE	Chip enable
16	RST	Reset
17	Vee	Negative output
18	MD2	Select number of columns
19	FS1	Font selection
20	NC	No connection

ABSOLUTE MAXIMUM RATING									
Item	Symbol	Condition	Min.	Max.	Units				
Supply for logic voltage	Vdd-Vss	25°C	-0.3	7.0	V				
LCD driving supply voltage	Vdd-Vee	25°C	0	22.0	V				
Input voltage	Vin	25°C	-0.3	Vdd+0.3	V				
ELECTRICAL CHARACTERISTICS									
Item	Symbol	Condition	Min.	Typical	Max.	Units			
Power supply voltage	Vdd-Vss	25°C	4.5	-	5.5	V			
LCD operation voltage	Vop	Top	N	W	N	W	V		
		-20°C	-	18.8	-	19.8	-	20.8	V
		0°C	12.5	-	13.1	-	13.7	-	V
		25°C	11.7	17.2	12.3	18.1	12.9	19.1	V
		50°C	10.9	-	11.4	-	11.9	-	V
		70°C	-	16.1	-	16.9	-	17.7	V
LCM current consumption (No B/L)	Idd	Vdd=5V	-	35	50	mA			
Backlight current consumption	LED/edge	VB/L=3.5V	-	120	-	mA			
	LED/array	VB/L=4.2V	-	900	-	mA			

REMARK

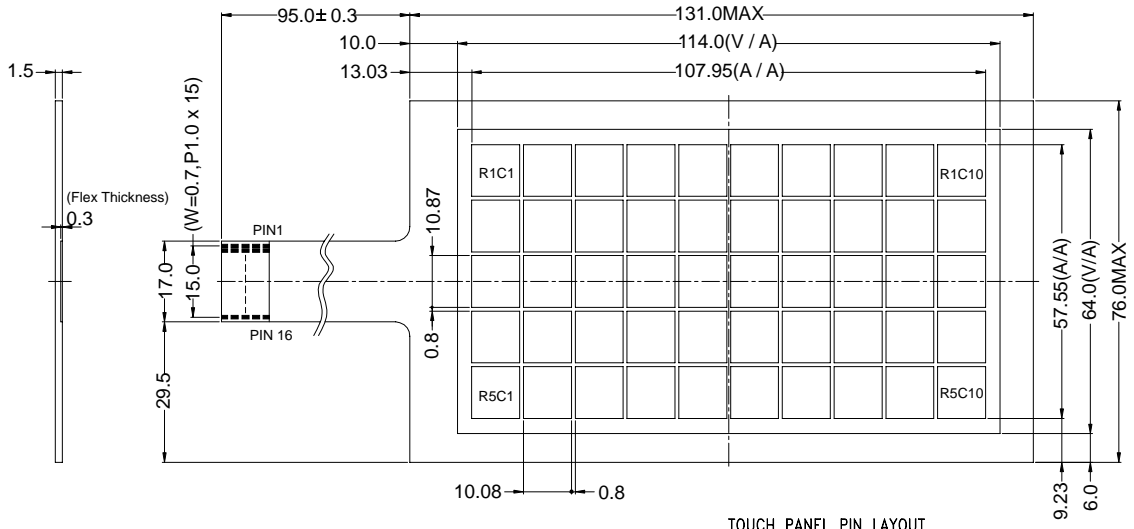
LCD option: STN, TN, FSTN

Backlight Option: LED,EL Backlight feature, other Specs not available on catalog is under request.



OUTLINE DIMENSION & BLOCK DIAGRAM

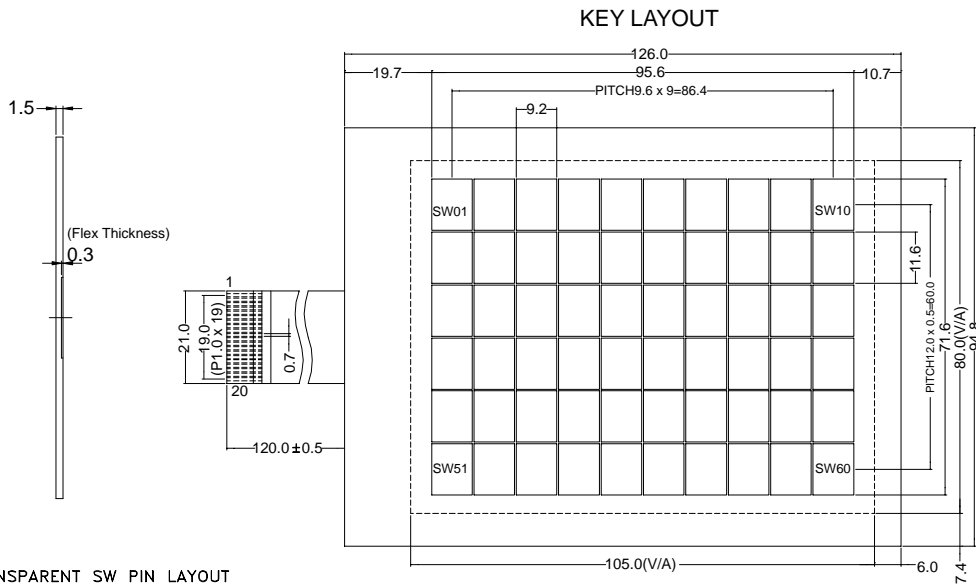
◆ For PG 240128-A/B



TOUCH PANEL PIN LAYOUT

PIN NO.	SIGNAL	PIN NO.	SIGNAL
1	COL5	9	ROW4
2	COL4	10	ROW5
3	COL3	11	COL6
4	COL2	12	COL7
5	COL1	13	COL8
6	ROW1	14	COL9
7	ROW2	15	COL10
8	ROW3	12	DUMMY

◆ For PG 320240-C/E



KEY LAYOUT

TRANSPARENT SW PIN LAYOUT

NO.	SYMBOL	NO.	SYMBOL
1	DUMMY	11	R4
2	DUMMY	12	R5
3	C10	13	R6
4	C9	14	C1
5	C8	15	C2
6	C7	16	C3
7	C6	17	C4
8	R1	18	C5
9	R2	19	DUMMY
10	R3	20	DUMMY

KEY MATRIX

	C1	C2	C3	C4	C5	C6	C7	C8	C9	C10
R1	SW01	SW02	SW03	SW04	SW05	SW06	SW07	SW08	SW09	SW10
R2	SW11	SW12	SW13	SW14	SW15	SW16	SW17	SW18	SW19	SW20
R3	SW21	SW22	SW23	SW24	SW25	SW26	SW27	SW28	SW29	SW30
R4	SW31	SW32	SW33	SW34	SW35	SW36	SW37	SW38	SW39	SW40
R5	SW41	SW42	SW43	SW44	SW45	SW46	SW47	SW48	SW49	SW50
R6	SW51	SW52	SW53	SW54	SW55	SW56	SW57	SW58	SW59	SW60

The tolerance unless classified $\pm 0.2\text{mm}$

