

PLEASE CHECK WWW.MOLEX.COM FOR LATEST PART INFORMATION

Part Number: [0014563102](#)
Status: **Active**
Overview: [cgrid_sl_products](#)
Description: 2.54mm (.100") Pitch SL™ Insulation Displacement Connector Assembly, Female, Single Row, Version A, Nonpolarized, Wire Size 28, 0.76µm (30µ") Gold (Au), 10 Circuits

Documents:

[3D Model](#) [Product Specification PS-70400 \(PDF\)](#)
[Drawing \(PDF\)](#) [RoHS Certificate of Compliance \(PDF\)](#)

Agency Certification

CSA LR19980
 UL E29179

General

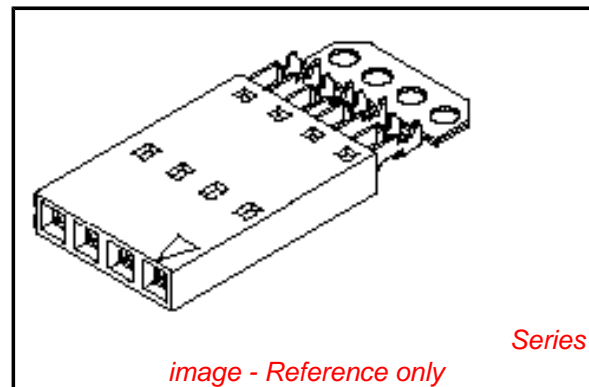
Product Family Ribbon Cable / Wire Trap Connectors
 Series [70400](#)
 Comments Terminals Preloaded
 Component Type Housing
 Glow-Wire Compliant No
 Overview [cgrid_sl_products](#)
 Product Name SL™

Physical

Circuits (Loaded) 10
 Color - Resin Black
 Durability (mating cycles max) 50
 Entry Angle Vertical
 Flammability 94V-0
 Lock to Mating Part None
 Material - Metal Phosphor Bronze
 Material - Plating Mating Gold
 Material - Plating Termination Tin
 Material - Resin Polyester Alloy
 Number of Rows 1
 PCB Retention None
 Packaging Type Tube
 Pitch - Mating Interface (in) 0.100 In
 Pitch - Mating Interface (mm) 2.54 mm
 Plating min: Mating (µin) 30
 Plating min: Mating (µm) 0.75
 Plating min: Termination (µin) 75
 Plating min: Termination (µm) 1.875
 Polarized to Mating Part No
 Stackable Yes
 Surface Mount Compatible (SMC) N/A
 Temperature Range - Operating -40°C to +105°C
 Termination Interface: Style IDT or Pierce
 Wire Insulation Diameter 1.35mm (.053") max.
 Wire Size AWG 28
 Wire/Cable Type Discrete Wire, Ribbon Cable

Electrical

Current - Maximum per Contact 3A
 Voltage - Maximum 250V



EU RoHS

**ELV and RoHS
 Compliant**
**REACH SVHC
 Not Reviewed**
**Halogen-Free
 Status**

China RoHS



**Need more information on product
 environmental compliance?**

Email productcompliance@molex.com
 For a multiple part number RoHS Certificate of Compliance, [click here](#)

Please visit the [Contact Us](#) section for any non-product compliance questions.

Search Parts in this Series

[70400Series](#)

Mates With

Single Row headers and housings, [8624](#) , [70203](#) , [42375](#) , [42377](#)

Use With

[7307](#) Tinned 28AWG, [7767](#) Topcoat 28AWG, [24241](#) Tinned 26AWG, [8996](#) Topcoat 26AWG, [24226](#) Tinned 24AWG, [8997](#) Topcoat 24AWG, [24369](#) High Flex 26AWG, [24389](#) High Flex 24AWG

Application Tooling | FAQ

Tooling specifications and manuals are found by selecting the products below. Crimp Height Specifications are then contained in the Application Tooling Specification document.

Global

Description	Product #
Hawk Semi-Automatic Discrete	0011201337

Material Info

Old Part Number 70400-1409

Reference - Drawing Numbers

Product Specification PS-70400
Sales Drawing SDA-70400-1401-1424

Wire Terminator for
SL - Rebuilt US*
Hawk™ Ribbon 0623003000
Cable Terminator for
SL without Break-off
Hawk™ Semi- 0623004900
Automatic Discrete
Wire Terminator
for SL - Rebuilt CE
Approved*
Hawk™ Flat Flex 0623005200
Cable Terminator for
SL with Break-off
Hawk™ Ribbon 0623005300
Cable Terminator
with for SL Break-off
IDT Discrete 0621000700
Handtool Module for
SL™
Hawk™ Semi- 0623003100
Automatic Discrete
Wire Terminator for
SL

This document was generated on 05/21/2010

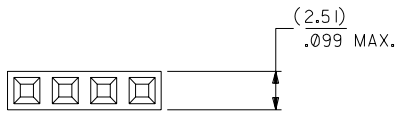
PLEASE CHECK WWW.MOLEX.COM FOR LATEST PART INFORMATION

OPTION A

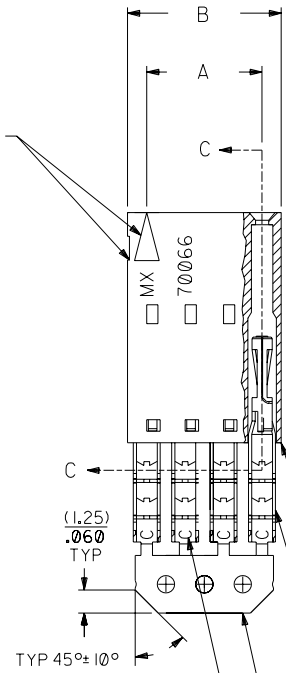
NOTES:

- 1) TO BE USED WITH (28) AWG. STRANDED WIRE WITH (1.35)/.053 DIA. MAX. INSULATION.
- 2) SEE CHART FOR CIRCUIT SIZES.
- 3) STANDARD PACKAGING PER PK-70400-0001. OPTIONAL PACKAGING MAY BE AVAILABLE, REQUEST DWG. PK-70400
- 4) PARTS STACKABLE END TO END AND SIDE BY SIDE ON (2.54)/.100 CENTERS.
- 5) REFER TO PRODUCT SPECIFICATION: PS-70400.
- 6) SEE DWG. SDA-70400-**** (SHT. 5) FOR OPTIONAL HOUSING DETAILS.
- 7) 4 CIRCUIT SHOWN.
- 8) TO MATE WITH MOLEX (2.54)/.100 CENTERLINE HEADERS.

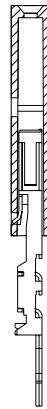
9) 2 CIRCUIT ASSEMBLIES SUPPLIED AS GROUPED PAIRS.



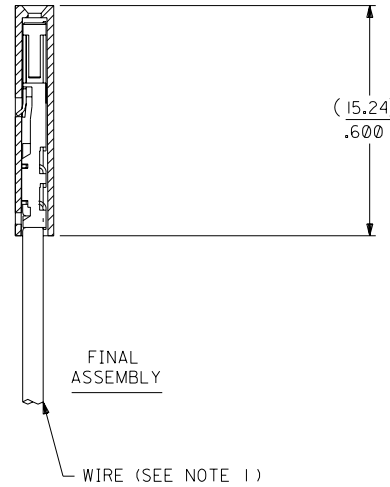
CIRCUIT NO. 1
SLOT OR ARROW



SECTION C-C



PRE-LOADED ASSEMBLY



FINAL ASSEMBLY

HOUSING PART NO. 70066-****
MATERIAL: G.F. POLYESTER, 94V-0

TERMINAL PART NO. 70028-****
MATERIAL: PHOSPHOR BRONZE
PLATING PER ES-88-***

30 GOLD - .000030 MIN. GOLD IN SELECT AREA WITH .000075 MIN. TIN IN SELECT AREA OVER .000050 MIN. NICKEL OVER-ALL.

*THE PRIMARY SHIPPING CARTON WILL BE LABELED "COMPLIANT TO ROHS DIRECTIVE 2002/95/EC AND ELV ANNEX II OF DIRECTIVE 2000/53/EC". CARTONS WITHOUT THIS LABEL MAY CONTAIN PRODUCT WITH LEAD.

I.D. SLOT CODE TO WIRE GAUGE CHART	
I.D. SLOT CODE	WIRE GAUGE
C	28 AWG.

PLATING CODE (STRIPE ON CARRIER STRIP)	
PLATING	COLOR
30 GOLD	RED

CKT. SIZE	DIMENSIONS (INCH)		EDP. NO.	ENG. NO.
	A	B		
2	(2.54) .100	(5.05) .199	14-56-3022	A-70400-1401
3	(5.08) .200	(7.59) .299	14-56-3032	A-70400-1402
4	(7.62) .300	(10.13) .399	14-56-3042	A-70400-1403
5	(10.16) .400	(12.67) .499	14-56-3052	A-70400-1404
6	(12.70) .500	(15.21) .599	14-56-3062	A-70400-1405
7	(15.24) .600	(17.75) .699	14-56-3072	A-70400-1406
8	(17.78) .700	(20.29) .799	14-56-3082	A-70400-1407
9	(20.32) .800	(22.83) .899	14-56-3092	A-70400-1408
10	(22.86) .900	(25.37) .999	14-56-3102	A-70400-1409
11	(25.54) 1.000	(27.91) 1.099	14-56-3112	A-70400-1410
12	(27.94) 1.100	(30.45) 1.199	14-56-3122	A-70400-1411
13	(30.48) 1.200	(32.99) 1.299	14-56-3132	A-70400-1412
14	(33.02) 1.300	(35.53) 1.399	14-56-3142	A-70400-1413
15	(35.56) 1.400	(38.07) 1.499	14-56-3152	A-70400-1414
16	(38.01) 1.500	(40.61) 1.599	14-56-3162	A-70400-1415
17	(40.64) 1.600	(43.15) 1.699	14-56-3172	A-70400-1416
18	(43.18) 1.700	(45.69) 1.799	14-56-3182	A-70400-1417
19	(45.72) 1.800	(48.23) 1.899	14-56-3192	A-70400-1418
20	(48.26) 1.900	(50.77) 1.999	14-56-3202	A-70400-1419
21	(50.80) 2.000	(53.31) 2.099	14-56-3212	A-70400-1420
22	(53.34) 2.100	(55.85) 2.199	14-56-3222	A-70400-1421
23	(55.88) 2.200	(58.39) 2.299	14-56-3232	A-70400-1422
24	(58.42) 2.300	(60.93) 2.399	14-56-3242	A-70400-1423
25	(60.96) 2.400	(63.47) 2.499	14-56-3252	A-70400-1424

I.D. SLOT CODE TO WIRE GAUGE CHART	
I.D. SLOT CODE	WIRE GAUGE
C	28 AWG.

PLATING CODE (STRIPE ON CARRIER STRIP)	
PLATING	COLOR
30 GOLD	RED

LTR.	REVISIONS	LTR.	REVISIONS
E	REVISED PER ECR NO. U82110 10-17-88 AAB	D	REVISE PER ECR #U80110 2/3/88 MJM
F	LEAD FREE UCP2004-1769 RWHITE 04/03/17	C	REDRAWN ON CAD ECR# 8842 5/7/86 W.Z.
EI	ADD CARRIER CHAMF. ECN #UDT1998-0280 05/20/98 LMCGRATH		

DIMENSIONS SHOWN (METRIC) INCH	
UNLESS OTHERWISE SPECIFIED TOLERANCES: ANGULAR ± 1/2°	
3 PLACE	± .010
2 PLACE	± .014 ± 0.25
1 PLACE	± 0.35

REVISE ONLY ON CAD SYSTEM	
TITLE	ASSEMBLY, SL CONNECTOR (SINGLE ROW- (2.54)/.100 GRID)
MOLEX INCORPORATED LITSE, ILL. 60532 U.S.A.	SHEET NO. 10 / 11/84
PART NO. SDA-70400-1401-1424	DRWG. NO. SDA-70400-1401-1424
FILE NAME 570400AX9	THIS DRAWING CONTAINS INFORMATION THAT IS PROPRIETARY TO MOLEX INC. AND SHOULD NOT BE USED WITHOUT WRITTEN PERMISSION.

LTR.	REVISIONS	LTR.	REVISIONS

DRWG. BY	CHK'D. BY	SCALE
WAZ	WAZ	4 : 1

APP'D. BY	DATE	SIZE
DA	10 / 11/84	C