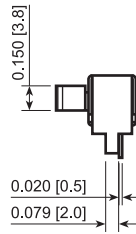
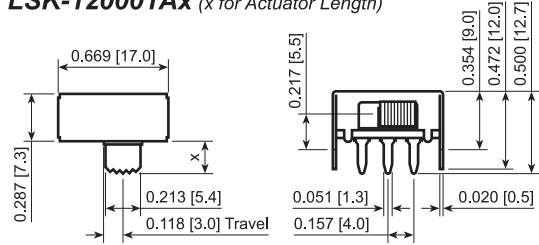
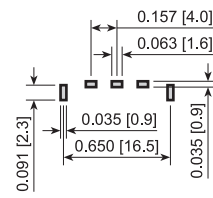


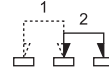
## LSK-120001Ax (x for Actuator Length)



### Suggested PCB Layout



### Electrical Schematic



### FEATURES:

- Compact Size With Multiple Functions
- RoHS and Lead Free Compliant
- Customizable Actuator Height

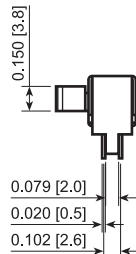
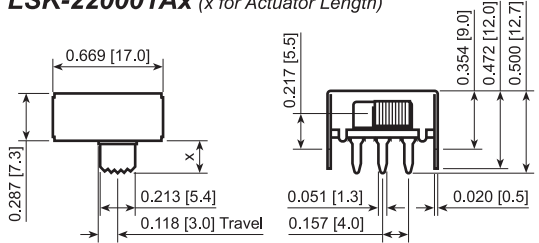
### SPECIFICATIONS:

**RATING:** 0.5A 50VDC  
**TEMPERATURE:** -30°C to 105°C  
**ELECTRICAL LIFE:** 10,000 Cycles  
**CONTACT RESISTANCE:** 30mΩ Max.  
**INSULATION RESISTANCE:** 500MΩ Min. at 500VDC  
**DIELECTRIC STRENGTH:** 500VAC for 1 Minute

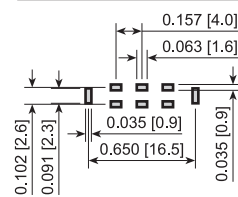
### MATERIALS:

**Body:** Steel  
**ACTUATOR:** Polyoxymethylene  
**Base:** Phenolic Board  
**CONTACTS:** Silver Plated Copper  
**TERMINALS:** Silver Plated Brass

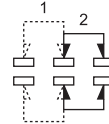
## LSK-220001Ax (x for Actuator Length)



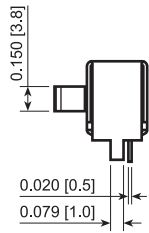
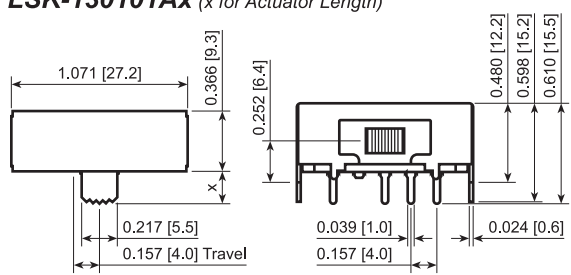
### Suggested PCB Layout



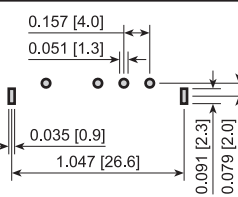
### Electrical Schematic



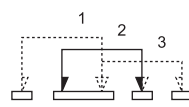
## LSK-130101Ax (x for Actuator Length)



### Suggested PCB Layout

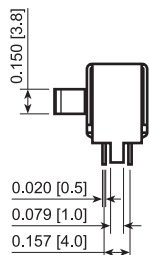
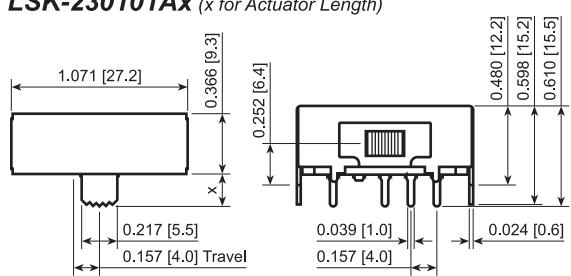


### Electrical Schematic

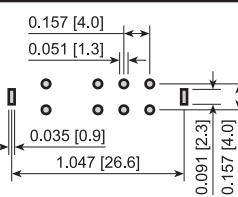


LSK-220001A7

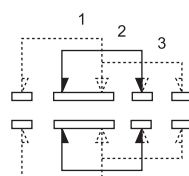
## LSK-230101Ax (x for Actuator Length)



### Suggested PCB Layout



### Electrical Schematic



LSK-230101A7

Series	Number of Poles / Positions	Model	Terminal Type	Actuator Type	Actuator Height
LSK - Side Knob	For Model 00: 12 - 1 Pole, On-On 22 - 2 Pole, On-On	000 - 17.0 x 7.3 010 - 27.2 x 9.3	1 - PCB Pin	A - Rounded Ridged	5 - 5mm (Standard) X - Varies From 2 to 20
	For Model 01: 13 - 1 Pole, On-On-On 23 - 2 Pole, On-On-On				

### EXAMPLE PART NUMBERS:

- LSK-120001A5 1P2T On-On  
Model 000, PCB Pins, 5.0mm Actuator
- LSK-130101A5 1P3T On-On-On  
Model 010, PCB Pins, 5.0mm Actuator
- LSK-220001A5 2P2T On-On  
Model 000, PCB Pins, 5.0mm Actuator
- LSK-230101A5 2P3T On-On-On  
Model 010, PCB Pins, 5.0mm Actuator