

Axial Lead and Cartridge Fuses

Designed to IEC Standard

RoHS **Pb** **5 x 20 mm** Time Lag Fuse (Slo-Blo®) Fuse 219XAP Series        

- Designed to International (IEC) Standards for use globally.
- Meets the IEC 60127-2, Sheet 6 specification for Time Lag Fuses.
- Available in Cartridge and Axial Lead Format.
- Available in ratings of .040 to 6.3 amperes.
- Enhanced Breaking Capacity, High I²t
- RoHS compliant and Lead-Free
- Improved I²t


ELECTRICAL CHARACTERISTICS:

% of Ampere Rating	Ampere Rating	Opening Time
150%	.125 – 6.3	60 minutes, Minimum
210%	.125 – 6.3	2 minutes, Maximum
275%	.125 – 6.3	0.6 sec., Min ; 10 sec. Max
	.04 – .10	0.2 sec., Min ; 10 sec. Max
400%	.125 – 6.3	.15 sec., Min ; 3 sec. Max
	.04 – .10	0.04 sec., Min ; 3 sec. Max
1000%	.125 – 6.3	0.02 sec., Min ; 0.3 sec. Max
	.04 – .10	.01 sec., Min ; 0.3 sec. Max

INTERRUPTING RATINGS: 150 amperes @ 250VAC, unity power factor

ORDERING INFORMATION:

Catalog Number	Ampere Rating	Nominal Voltage Rating	Nominal Resistance Cold Ohms	Nominal Melting I ² t A ² Sec
0219.040XAP	.040	250	31.862	0.011
0219.050XAP	.050	250	21.292	0.017
0219.063XAP	.063	250	14.268	0.028
0219.100XAP	.100	250	6.018	0.079
0219.125XAP	.125	250	4.20	0.130
0219.160XAP	.160	250	2.550	0.310
0219.200XAP	.200	250	1.60	0.320
0219.250XAP	.250	250	1.05	0.540
0219.315XAP	.315	250	0.848	1.23
0219.400XAP	.400	250	0.535	1.40
0219.500XAP	.500	250	0.370	3.00
0219.630XAP	.630	250	0.275	4.82
0219.800XAP	.800	250	0.164	9.35
0219 001.XAP	1	250	0.116	19.2
0219 1.25XAP	1.25	250	0.082	27.2
0219 01.6XAP	1.6	250	0.055	44.2
0219 002.XAP	2	250	0.045	92.7
0219 02.5XAP	2.5	250	0.030	138.0
0219 3.15XAP	3.15	250	0.023	202.0
0219 004.XAP	4	250	0.016	330.0
0219 005.XAP	5	250	0.012	544.0
0219 06.3XAP	6.3	250	0.011	1093.0



ENVIRONMENTAL SPECIFICATIONS:

Operating temperature: -55°C to 125°C

Thermal Shock: MIL-STD-202F Method 107G, Test Condition B: (5 cycles -65°C to +125°C)

Vibration: MIL-STD-202F Method 201A

Humidity: MIL-STD-202F Method 103B, Test Condition A. high relative humidity (95%) and elevated temperature (40°C) for 240 hours.

Salt Spray: MIL-STD-202F Method 101D, Test Condition B

PHYSICAL SPECIFICATIONS:

Material: Body: Glass

Cap: Nickel Plated Brass

Leads: Tin Plated Copper

Terminal Strength: MIL-STD-202F Method 211A, Test Condition A

Solderability: Reference IEC 60127 Second Edition 2003-01 Annex A

Product Marking: Cap 1: current and voltage rating.

Cap 2: Agency approval markings.

Packaging: Available in Bulk (V=5, H=100, M=1000 pcs/pkg) or on Tape/Reel (MRET1=1000 pcs/reel).

Axial Lead and Cartridge Fuses

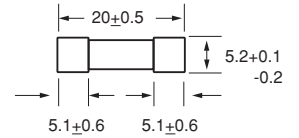
Designed to IEC Standard

RoHS
Pb
5 x 20 mm
Time Lag Fuse (Slo-Blo®) Fuse 219XAP Series

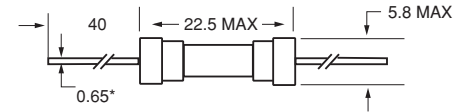
Agency Approvals

Agency Approvals		Ampere Range
	Certificate No.	Cartridge NBK220604-E10480A NBK230604-E10480A Leaded NBK220604-E10480B NBK230604-E10480B
		1A – 5A 6.3A
		1A – 5A 6.3A
		125mA – 800mA 1A – 6.3A
	Certificate No.	2004010207110266 2003010207079982
	Recognised File No. Guide No.	E10480 JDYX2
	File No. Acc. Class No.	Pending —
	Licence No.	KM41462
	File No.	604904/604924 402708 310144
	Licence No.	40016080

0219 000XAP



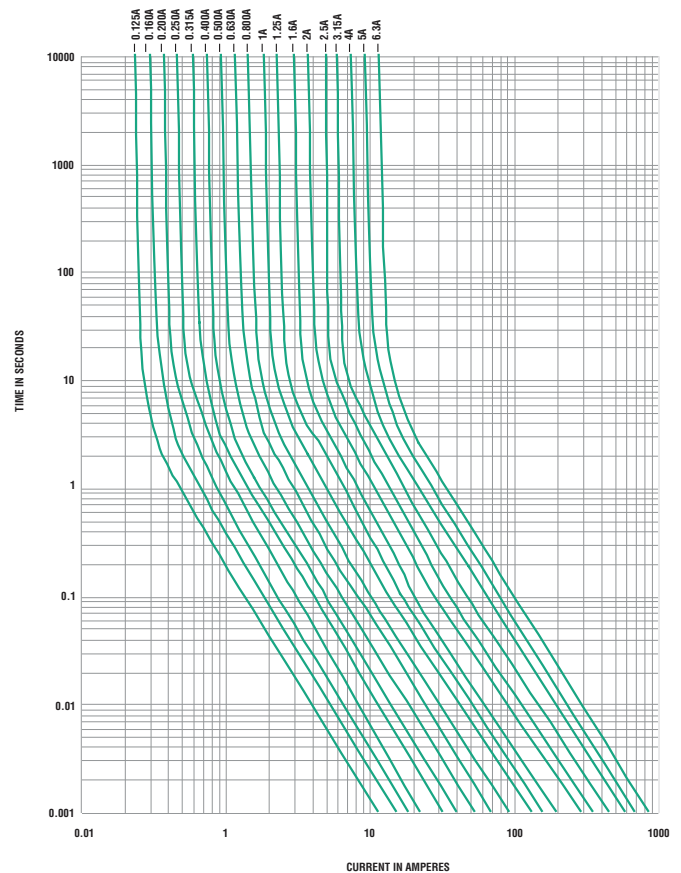
0219000XAEP



All dimensions in mm

Notes:
* Ratings above 6.3A
have 0.8 mm dia lead

Average Time Current Curves



11
AXIAL LEAD AND
CARTRIDGE FUSES