



# Series AO, ASO

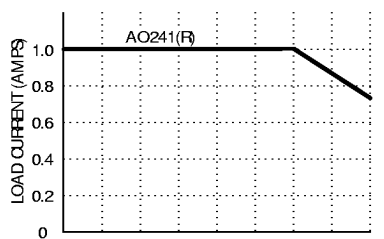
1.0-2.0 Amp • 120/240 Vac • AC Output MINI-SIP

- Compact for High Density PCB Mount
- DC Control, AC Output
- Triac (AO) or SCR (ASO) Output
- Crydom's Patented Design
- UL, CSA Approved

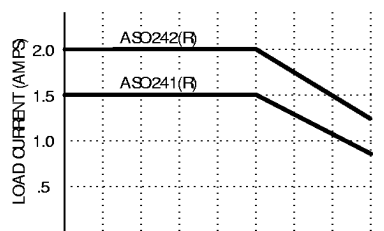
AO models offer Triac output, ASO models are SCR output. The AO241(R) are rated up to 1.0A, the ASO241(R) up to 1.5A SPST-NO, and the ASO242(R) up to 2.0A. ASO models are designed for switching highly inductive, low current loads such as solenoids. Available in either zero voltage or random switching (R) versions.

Manufactured in Crydom's ISO 9002 Certified facility for optimum product performance and reliability.

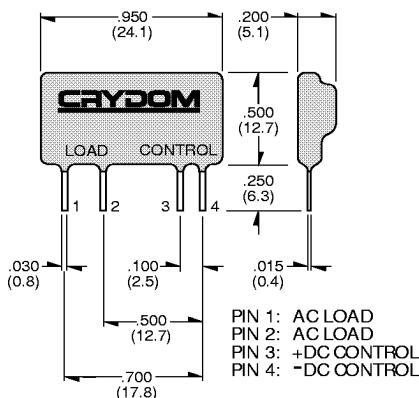
## CURRENT DERATING CURVES



AO Max. Load Current vs. Temp.



ASO Max. Load Current vs. Temp.



MODEL NO. AO241 AO241R ASO241 ASO241R ASO242 ASO242R

### INPUT SPECIFICATIONS ①

Control Voltage Range	4-10 Vdc	4-10 Vdc	4-10 Vdc
Nominal Input Impedance	300 Ohm	300 Ohm	300 Ohm
Typical Input Current @5 Vdc	15 mAdc	15 mAdc	15 mAdc
Must Turn On Voltage	4.0 Vdc	4.0 Vdc	4.0 Vdc
Must Turn Off Voltage	1.0 Vdc	1.0 Vdc	1.0 Vdc

### OUTPUT SPECIFICATIONS ①

Operating Voltage Range (47-63 Hz)	24-280 Vrms	12-280 Vrms	12-280 Vrms
Load Current Range	.02-1.0 Arms	.01-1.5 Arms	.01-2.0 Arms
Transient Over-Voltage	600 Vpk	600 Vpk	600 Vpk
Max. Surge Current, (16.6ms)	40 Apk	40 Apk	120 Apk
Min. Off-State dv/dt @Max. Rated Voltage ③	500 V/μsec	500 V/μsec	500 V/μsec
Max. Off-State Leakage @Rated Voltage	0.1 mArms	0.1 mArms	0.1 mArms
Max. On-State Voltage Drop @Rated Current	1.5 Vpk	1.5 Vpk	1.5 Vpk
Max. Turn-On Time	1/2 cycle 0.1 msec	1/2 cycle 0.1 msec	1/2 cycle 0.1 msec
Max. Turn-Off Time	1/2 cycle	1/2 cycle	1/2 cycle
Power Factor (Min.) With Max. Load	0.5	0.5	0.5

### GENERAL SPECIFICATIONS

Dielectric Strength ②	2500 Vrms
Insulation Resistance (Min.) @500 Vdc ②	10 <sup>9</sup> Ohm
Max. Capacitance	8.0 pF
Ambient Operating Temperature Range	-30 to 80°C
Ambient Storage Temperature Range	-30 to 125°C

### MECHANICAL SPECIFICATIONS

Weight: (typical)	0.15 oz. (4.3 g)
Encapsulation:	Thermally Conductive Epoxy

### GENERAL NOTES

©1998 CRYDOM CORP, Specifications subject to change without notice.

- ① All parameters at 25°C unless otherwise specified.
- ② Dielectric and insulation resistance are measured between input and output.
- ③ Off-State dv/dt test method per EIA/NARM standard RS-443.

### APPROVALS

UL E116950 (AO241(R), ASO241(R) Only)  
CSA LFB1689 (AO241(R), ASO241(R) Only)



FastFax Document No.103  
SERIES AO, ASO.032698, PAGE 1 OF 1

For recommended applications and more information contact:

USA: (800) 8 CRYDOM • (800) 827-9366 • (619) 715-7200 • fax (619) 715-7280  
Crydom Corp, 9525 Chesapeake Drive, San Diego, CA 92123 • e-mail: sales@crydom.com  
WEB SITE: <http://www.crydom.com> FASTFAX Product Information: (888) 267-9191  
UK: (44)1202 812300 • fax (44)1202 812340 Crydom International Ltd., 85, Condor Close,  
Woolbridge Industrial Estate, Three-Legged Cross, Wimborne, Dorset, England BH21 6SU  
GERMANY: (49) (0)6874 182580 • fax (49)(0)6874 182585 Crydom GmbH,  
Gewerbegebiet Im Schachen, D-66687 Nunkirchen, Germany • e-mail: Vertrieb@crydom.com

