

Fractional-N Phase-Locked Loop Surface Mount Module

Applications

- Fixed Wireless
- Point to multipoint
-

Application Notes

- AN-107: Manual Soldering Technique
- AN-202: Programming Z-COMM PLLs

Performance Specifications

	Min	Typ	Max	Units
Frequency	1900		2300	MHz
Phase Noise @ 10 kHz offset (1 Hz BW)		-90		dBc/Hz
Harmonic Suppression (2nd)		-20		dBc
Spurious Suppression		-65		dBc
Power Output	-3	0	3	dBm
Load Impedance		50		Ω
Step Size		1000		kHz
Phase Detector Frequency		32000		kHz
Settling Time		1		mS
Charge Pump Output Current		3750		μ A
Operating Temperature Range	-40		85	$^{\circ}$ C
Package Style		PLL-24S		

Power Supply Requirements

	Min	Typ	Max	Units
Supply Voltage 1: PLL (Vcc, nom)		5		Vdc
Supply Voltage 2: VCO (Vcc, nom)		15		Vdc
Supply Current 1: PLL (Icc, typ)		20		mA
Supply Current 2: VCO (Icc, typ)		23		mA

Reference Oscillator Signal

	Min	Typ	Max	Units
Frequency		32		MHz
Phase Noise @1 kHz offset		-145		dBc/Hz

Additional Notes

Reference Oscillator Signal: 32 MHz f_{osc} <math>< 250</math> MHz. Frequency Synthesizer: Analog Devices - ADF4156.
Fractional-N PLL

PIN 15 is Supply Voltage 2.

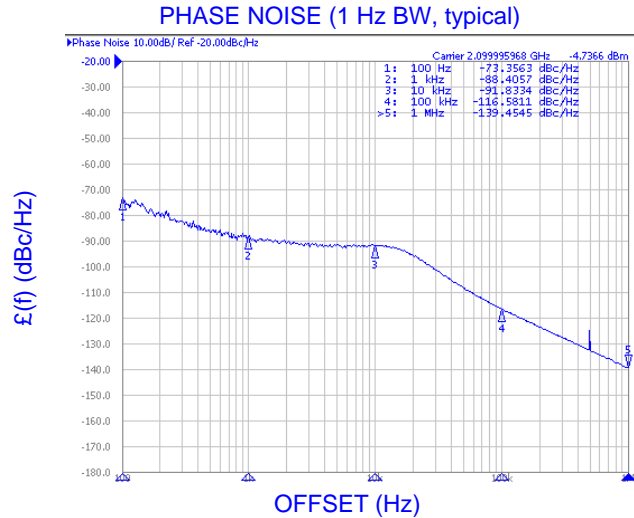
LFSuffix = RoHS Compliant. All specifications are subject to change without notice.

© Z-Communications, Inc. All Rights Reserved.

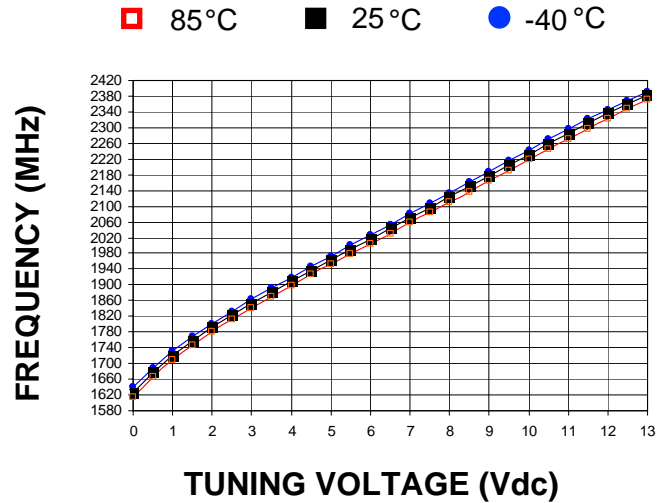
14118 Stowe Drive, Suite B | Poway, CA 92064 | TEL: (858) 621-2700 | FAX: (858) 486-1927

URL: www.zcomm.com | EMAIL: applications@zcomm.com

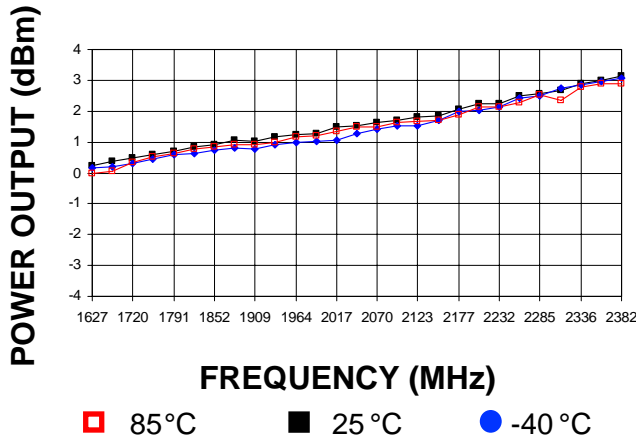
Phase Noise, typ.



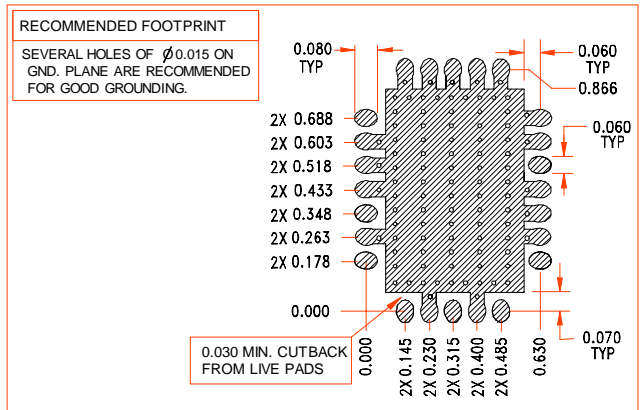
Tuning Curve, typ.



Power Curve, typ.



Footprint



Physical Dimensions

