

PLEASE CHECK WWW.MOLEX.COM FOR LATEST PART INFORMATION

Part Number: [0915771314](#)
Status: **Active**
Description: 1.27mm (.050") Pitch Picoflex® PF-50 IDT Receptacle, Low Profile, Alternative Stagger, Board-In, 14 Circuits

Documents:

[3D Model](#) [Product Specification PS-99020-0011 \(PDF\)](#)
[Drawing \(PDF\)](#) [RoHS Certificate of Compliance \(PDF\)](#)

General

Product Family	Ribbon Cable / Wire Trap Connectors
Series	91577
Comments	Low Profile
Component Type	One Piece
Glow-Wire Compliant	No
Product Name	Board-In, Picoflex®

Physical

Circuits (Loaded)	14
Color - Resin	Yellow
Entry Angle	90° Angle
Lock to Mating Part	None
Material - Metal	Phosphor Bronze
Material - Plating Mating	Tin
Material - Plating Termination	Tin
Material - Resin	Polyester
Number of Rows	2
PCB Locator	No
PCB Retention	Yes
PCB Thickness Recommended (in)	0.062 In
PCB Thickness Recommended (mm)	1.60 mm
Packaging Type	Tube
Pitch - Mating Interface (in)	0.050 In
Pitch - Mating Interface (mm)	1.27 mm
Plating min: Mating (µin)	80.00
Plating min: Mating (µm)	2.000
Plating min: Termination (µin)	80.00
Plating min: Termination (µm)	2.00
Polarized to Mating Part	N/A
Polarized to PCB	Yes
Stackable	No
Surface Mount Compatible (SMC)	No
Temperature Range - Operating	-40°C to +105°C
Termination Interface: Style	Through Hole - Kinked Pin
Wire Insulation Diameter	1.00mm (.039") max.
Wire Size AWG	26, 28
Wire/Cable Type	Ribbon Cable

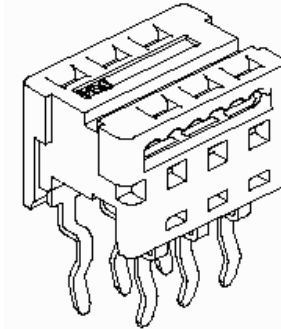
Electrical

Current - Maximum per Contact	1.2A
Voltage - Maximum	250V

Material Info

Reference - Drawing Numbers

Product Specification	PS-99020-0011
Sales Drawing	SD-91577-001



*Series
image - Reference only*

EU RoHS

**ELV and RoHS
Compliant**
**REACH SVHC
Contains SVHC: No**
**Halogen-Free
Status**

China RoHS



Not Reviewed

**Need more information on product
environmental compliance?**

Email productcompliance@molex.com
For a multiple part number RoHS Certificate of Compliance, [click here](#)

Please visit the [Contact Us](#) section for any non-product compliance questions.

Search Parts in this Series

[91577Series](#)

Mates With

N/A

Application Tooling | FAQ

Tooling specifications and manuals are found by selecting the products below. Crimp Height Specifications are then contained in the Application Tooling Specification document.

Global

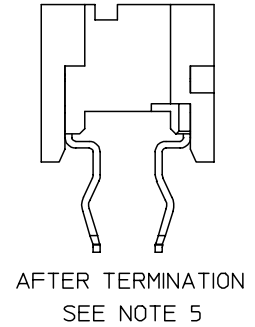
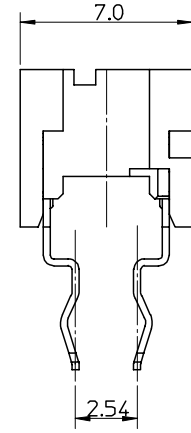
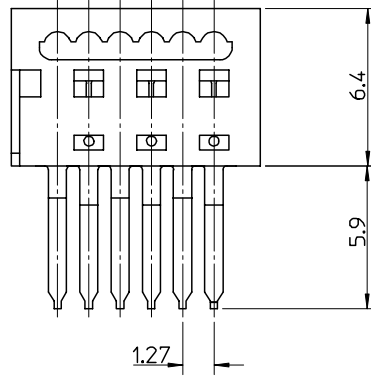
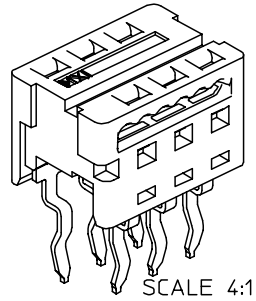
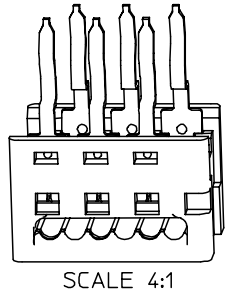
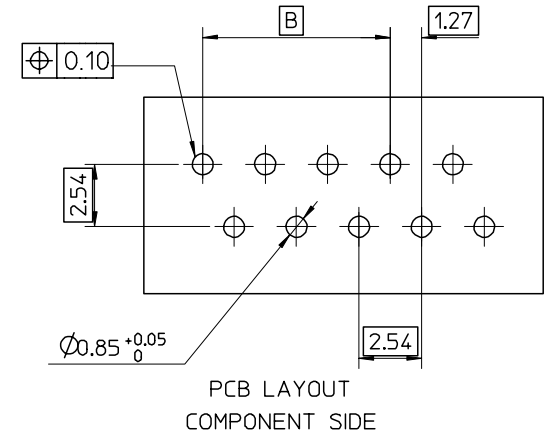
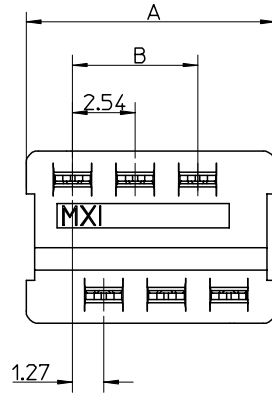
Description	Product #
Handtool for 90327, 90584 and 91577 Picoflex® Connectors, 4-26 Circuit	0690081090
Arbor Press Fixture for 91577 Picoflex® Connectors	0690201908

This document was generated on 04/13/2010

PLEASE CHECK WWW.MOLEX.COM FOR LATEST PART INFORMATION

10 9 8 7 6 5 4 3 2 1

91577-*326	26	35.53	31.75	14	98	7
91577-*324	24	32.99	29.21	15	105	↑
91577-*322	22	30.45	26.67	16	112	
91577-*320	20	27.91	24.13	18	126	
91577-*318	18	25.37	21.59	20	140	
91577-*316	16	22.83	19.05	23	161	
91577-*314	14	20.29	16.51	26	182	
91577-*312	12	17.75	13.97	30	210	
91577-*310	10	15.21	11.43	34	238	
91577-*308	8	12.67	8.89	42	294	
91577-*306	6	10.13	6.35	54	378	↓
91577-*304	4	7.59	3.81	70	490	7
PART No.	CCT SIZE	DIM "A"	DIM "B"	TUBE QTY	STACK QTY	TUBES PER STACK



- NOTES:
1. MATERIAL: HOUSING - POLYESTER RATED UL 94V-0, COLOUR YELLOW
IDT CONTACT: PHOSPHOR BRONZE ALLOY 0.28mm REF THICK
 2. PLATING: 2-4 um. TIN
 3. PACKAGING:TUBE (2 OPTIONS; INDIVIDUAL OR STACKED TUBES, SEE SHT2)
 4. SEE PRODUCT SPECIFICATION PS-99020-0011
 5. WIRE TERMINATION SPECIFICATION ES-99033-0002

91577-*3**
 04 TO 26 = CCT SIZE
 1=INDIVIDUAL TUBED ASSY
 2=STACKED TUBE ASSY

CORRECT DRNG ERROR
 EC NO: E2006-0357
 DRWN:GMC/SWEEN 2005/11/10
 CHKD:DMORARTY 2005/11/17
 APPR: JDENNEHY 2005/12/12

QUALITY SYMBOLS	GENERAL TOLERANCES (UNLESS SPECIFIED)
▽ -0	4 PLACES ± ---
▽ -0	3 PLACES ± ---
	2 PLACES ± 0.25
	1 PLACE ± 0.25
	ANGULAR ± 2 °
	DRAFT WHERE APPLICABLE
	MUST REMAIN WITHIN DIMENSIONS

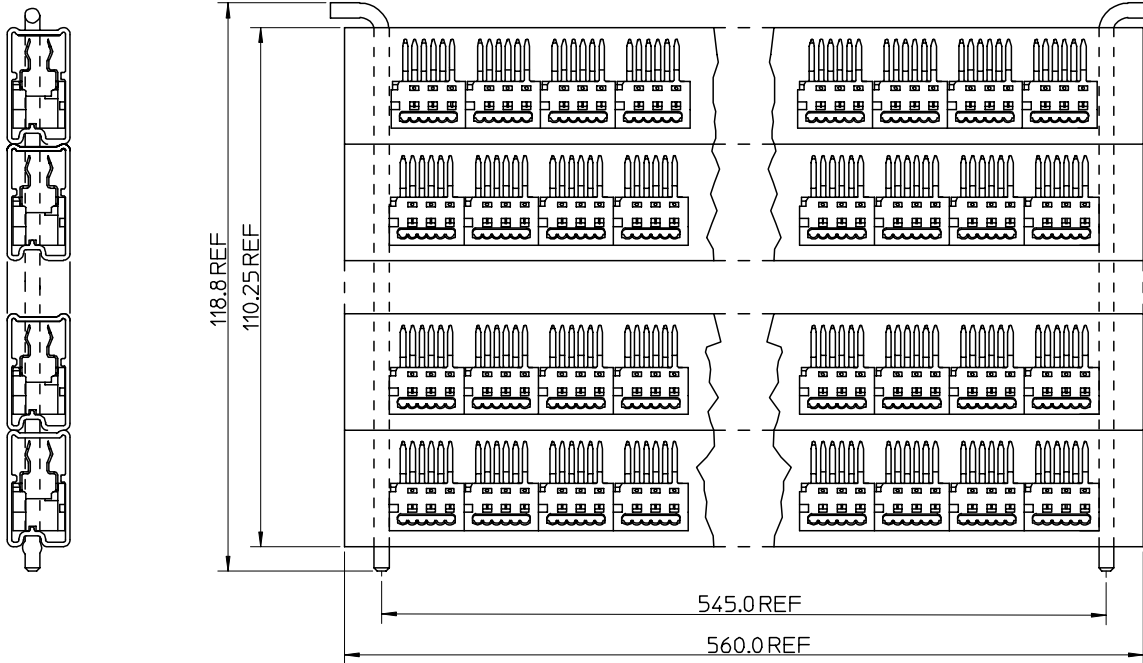
SCALE 5:1	DESIGN UNITS METRIC
DIMENSION STYLE MM ONLY	
DRAWN BY KDELANEY	DATE 2001/11/03
CHECKED BY EFOLAN	DATE 2001/11/05
APPROVED BY MWILHITE	DATE 2001/11/05

THIRD ANGLE PROJECTION	REVISE ON CAD ONLY
TITLE 1.27MM PF LOPRO IDT ALT STAG B-IN CONN	
MOLEX INCORPORATED	
MATERIAL NO. SEE CHART	DOCUMENT NO. SD-91577-001
SHEET NO. 1 OF 2	

THIS DRAWING CONTAINS INFORMATION THAT IS PROPRIETARY TO MOLEX INCORPORATED AND SHOULD NOT BE USED WITHOUT WRITTEN PERMISSION

9 8 7 6 5 4 3 2 1

10 9 8 7 6 5 4 3 2 1



91577-23** STACKED TUBE ASSY

CORRECT GEOMETRY EC NO: E2006-0357 DRWN: GMC SWEEN 2005/11/10 CHKD: DMORARTY 2005/11/17 APPR: JDENNEHY 2005/12/12	QUALITY SYMBOLS	GENERAL TOLERANCES (UNLESS SPECIFIED)		SCALE 1:1	DESIGN UNITS METRIC	THIRD ANGLE PROJECTION	REVISE ON CAD ONLY		
	▴ -0 ▽ -0	DESCRIPTION	mm	INCH	DIMENSION STYLE MM ONLY		TITLE 1.27MM PF LOPRO IDT ALT STAG B-IN CONN		
		4 PLACES	± ---	± ---	DRAWN BY	DATE	MOLEX INCORPORATED MATERIAL NO. SEE SHEET 1 DOCUMENT NO. SD-91577-001 SHEET NO. 2 OF 2		
		3 PLACES	± ---	± ---	KDELANEY	2001/11/03			
2 PLACES	± 0.25	± ---	CHECKED BY	DATE	THIS DRAWING CONTAINS INFORMATION THAT IS PROPRIETARY TO MOLEX INCORPORATED AND SHOULD NOT BE USED WITHOUT WRITTEN PERMISSION				
1 PLACE	± 0.25	± ---	EFOLAN	2001/11/05					
	ANGULAR	± 2 °		DRAFT WHERE APPLICABLE	APPROVED BY	DATE	A3		
				MUST REMAIN WITHIN DIMENSIONS	MWILHITE	2001/11/05			

9 8 7 6 5 4 3 2 1