



5.0V THRU-HOLE VOLTAGE CONTROLLED CRYSTAL OSCILLATOR

MODEL: VCXO-C

FEATURES

- 5.0V Operation
- HCMOS/TTL Output
- Rugged Resistance Weld

OPTIONS

- Many Stability/Pullability Options
- -40°C ~ +85°C Option ('R' Version)
- 1/2 Size Version Available



Discontinued

Learn more about:
[Part Marking Identification](#)
Internet required

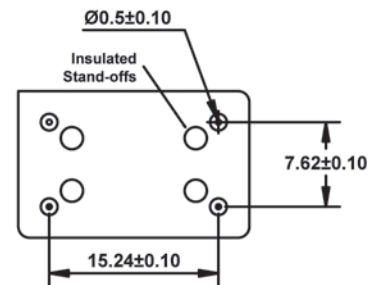
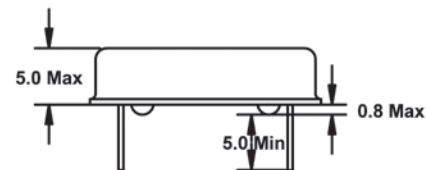
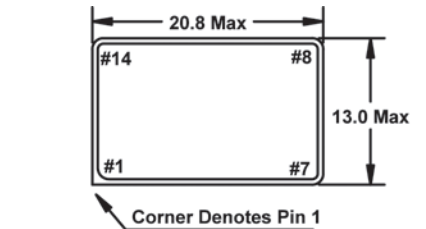
• PART NUMBER SELECTION <small>Learn More - Internet Required</small>					
Part Number	Model Number	Frequency Stability ¹	Frequency Pullability	Operating Temperature	Frequency Range (MHz)
458-Frequency-xxxxx	VCXO-C2	±50PPM	±200PPM	-10 ~ +70 (°C)	1.000 ~ 40.000
466-Frequency-xxxxx	VCXO-C2R	±50PPM	±200PPM	-40 ~ +85 (°C)	1.000 ~ 40.000
317-Frequency-xxxxx	VCXO-C3	±50PPM	±100PPM	-10 ~ +70 (°C)	1.000 ~ 40.000
467-Frequency-xxxxx	VCXO-C3R	±50PPM	±100PPM	-40 ~ +85 (°C)	1.000 ~ 40.000
318-Frequency-xxxxx	VCXO-C4	±25PPM	±100PPM	-10 ~ +70 (°C)	1.000 ~ 40.000
468-Frequency-xxxxx	VCXO-C4R	±25PPM	±100PPM	-40 ~ +85 (°C)	1.000 ~ 40.000
319-Frequency-xxxxx	VCXO-C7	±25PPM	±50PPM	-10 ~ +70 (°C)	1.000 ~ 40.000
469-Frequency-xxxxx	VCXO-C7R	±25PPM	±50PPM	-40 ~ +85 (°C)	1.000 ~ 40.000
320-Frequency-xxxxx	VCXO-C8	±100PPM	±100PPM	-10 ~ +70 (°C)	1.000 ~ 40.000
470-Frequency-xxxxx	VCXO-C8R	±100PPM	±100PPM	-40 ~ +85 (°C)	1.000 ~ 40.000

• ELECTRICAL CHARACTERISTICS	
PARAMETERS	MAX (unless otherwise noted)
Frequency Range (Fo)	1.000 ~ 40.000 ² MHz
Storage Temperature Range (TSTG)	-40°C ~ +85°C
Supply Voltage (VDD)	5.0V ± 5%
Control Voltage (Vc)	2.5V ± 2V
Input Current (IDD)	
1.000 ~ 24.000 MHz	15mA
24.000+ ~ 30.000 MHz	20mA
30.000+ ~ 40.000 MHz	30mA
Output Symmetry (50% VDD)	40% ~ 60%
Rise Time (10% ~ 90% VDD) (TR)	10nS
Fall Time (90% ~ 10% VDD) (TF)	10nS
Output Voltage (VOL)	10% VDD
(VOH)	90% VDD Min
Output Current (IOL)	3.2mA Min
(IOH)	-0.1mA Min
Output Load	
TTL	8 LSTTL
HCMOS	15pF
Start-up Time (Ts)	10mS
Phase Noise	
Fo + 1 kHz	-125 dBc/Hz
Fo + 10 kHz	-130 dBc/Hz
Linearity	±10%
Modulation	10kHz

¹ Inclusive of 25°C tolerance, operating temperature range, input voltage change, load change, aging, shock, vibration, and Vc = 2.5V.

² Higher frequencies available on an individual inquiry basis.

All specifications subject to change without notice. Rev. 6/1/04



Pin Connections

- #1 Vc #8 Output
- #7 GND #14 +5V_{DC}

All dimensions are in millimeters.