


MCO-2S

SMD Clock Oscillator
HCMOS / TTL

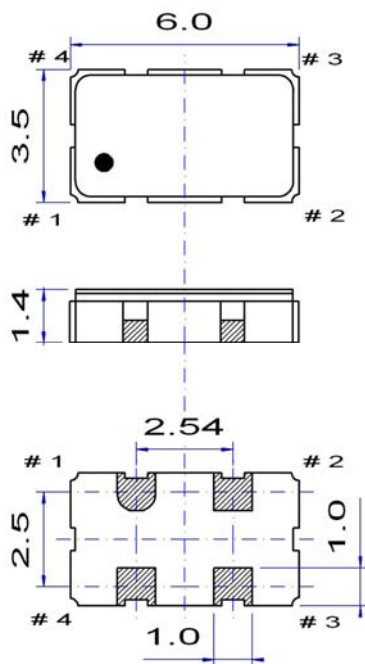
QuartzCom
the communications company



Features

- Applications: telecommunications, instrumentation, automotive
- Miniature package: 6.0 x 3.5 x 1.4 mm
- Frequency up to 125 MHz
- High shock and vibration resistant

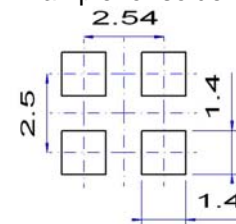
Parameter	Specification	
	MCO-2S25	MCO-2S3
Frequency range	2 ~ 125 MHz	
Standard frequencies	16.00, 16.384, 20.00, 24.576, 32.00, 40.00 & 48.0 MHz	
Supply voltage	+2.5 V \pm 5 %	+3.3 V \pm 5 %
Supply current	< 16 mA	35 mA
Frequency stability (*)	\pm 10 ppm \pm 20 ppm	-20 ~ +70 °C -40 ~ +85 °C
Output signal	HCMOS / TTL compatible	
Output level	$V_{OH} \geq 0.9$ Vdc	$V_{OL} \leq 0.1$ Vdc
Output load	15 pF / 10LS TTL	15 ~ 50 pF / 10 TTL
Jitter (rms)	< 1 ps @ 12 kHz ~ 20 MHz from carrier frequency	
Symmetry	45 ~ 55 %	@ 1/2 Vdc
Rise / fall time	3 ~ 8 ns	
Tri-state function	pin #1 = high or open pin #1 = low	pin #3 → signal pin #3 → high impedance
Operating temperature range	-20 ~ +70 °C -40 ~ +85 °C -40 ~ +125 °C	standard application industrial application automotive application
Storage temperature range	-55 ~ +125 °C	
Packaging units	tape & reel	1'000 pieces
(*) All inclusive: frequency stability vs. temperature, tolerance, aging, supply & load variation, on request		
Customer specifications on request		



Pin function

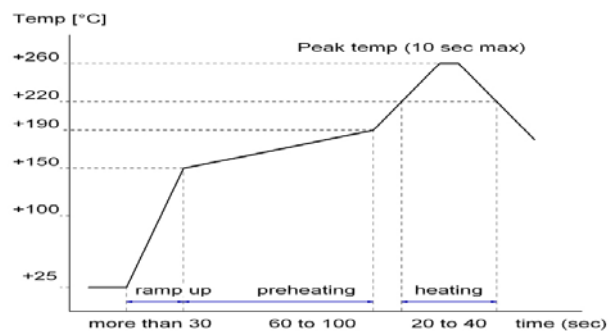
- # 1 Tri-state
- # 2 GND
- # 3 Output
- # 4 Vdc

Example for solder pattern



Do not design any conductive path between the pattern

Example for IR reflow soldering temperature



2002/95/EC RoHS compliant

20 Apr. 10

QuartzCom AG
sales@quartzcom.com
www.quartzcom.com

QuartzCom Asia
sales-asia@quartzcom.com

QuartzCom USA
sales-usa@quartzcom.com

ISO 9001
BUREAU VERITAS
Certification

