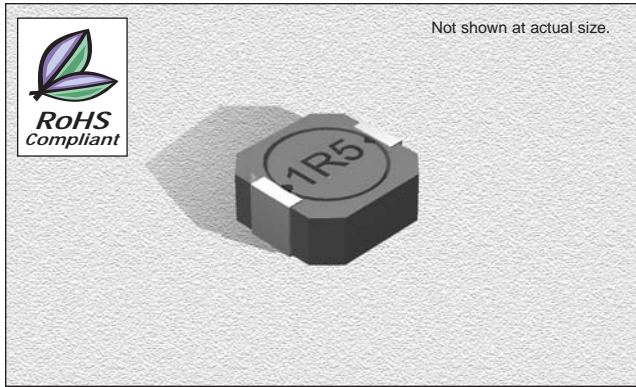


CT921CYF Series

From 1.0 μH to 150 μH



SPECIFICATIONS

Parts are available in $\pm 20\%$ tolerance only.
* Inductance drop = 30% typ. at IDC.

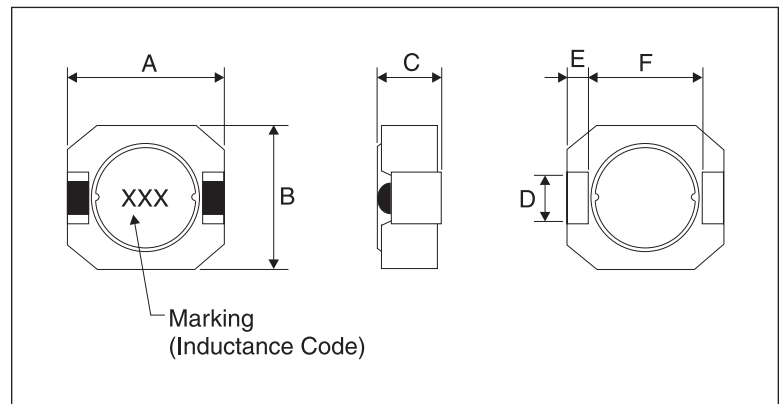
Part Number	Inductance ($\mu\text{H} \pm 20\%$)	L Test Freq. (kHz)	DCR ($\Omega \pm 20\%$)	*IDC Max. (A)
CT921CYF-1R0M	1.0	100	0.017	3.59
CT921CYF-1R5M	1.5	100	0.019	2.93
CT921CYF-2R2M	2.2	100	0.024	2.42
CT921CYF-3R6M	3.6	100	0.030	1.89
CT921CYF-4R7M	4.7	100	0.036	1.66
CT921CYF-6R2M	6.2	100	0.042	1.45
CT921CYF-100M	10	100	0.050	1.14
CT921CYF-120M	12	100	0.060	1.04
CT921CYF-150M	15	100	0.080	0.93
CT921CYF-180M	18	100	0.086	0.85
CT921CYF-220M	22	100	0.110	0.77
CT921CYF-270M	27	100	0.130	0.70
CT921CYF-330M	33	100	0.150	0.63
CT921CYF-390M	39	100	0.165	0.58
CT921CYF-470M	47	100	0.215	0.53
CT921CYF-560M	56	100	0.250	0.48
CT921CYF-680M	68	100	0.300	0.44
CT921CYF-820M	82	100	0.375	0.40
CT921CYF-101M	100	100	0.470	0.36
CT921CYF-151M	150	100	0.650	0.31

CHARACTERISTICS

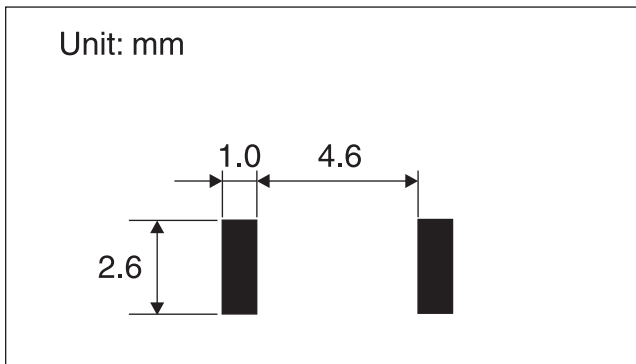
- Description:** SMD (shielded) power inductor
- Applications:** Power supplies for VTR, OA equipment, LCD televisions, PC notebooks, portable communication equipment, DC/DC converters, etc.
- Operating Temperature:** -40°C to $+85^{\circ}\text{C}$
- Inductance Tolerance:** $\pm 20\%$
- Testing:** Tested on a HP4285A at 100 KHz , 0.1V
- Packaging:** Tape & Reel
- Marking:** Parts are marked with inductance code
- Miscellaneous:** **RoHS Compliant**
- Additional Information:** Additional electrical & physical information available upon request
- Samples available. See website for ordering information.**

PHYSICAL DIMENSIONS

Size	A Max.	B Max.	C Max.	D	E	F
mm	6.3	6.2	3.0	2.0 ± 0.2	0.6 ± 0.2	4.8 ± 0.2
inches	0.25	0.24	0.12	0.08 ± 0.01	0.02 ± 0.01	0.19 ± 0.01



PAD LAYOUT



11.30.05