

## KEY FEATURES

- Fully Isolated Plastic Case with IP67 Level
- Constant Current
- With Constant Current & Constant Voltage (C.C+C.V mode)
- Universal Input: 100-240 VAC
- With P.F.C. Function, PF>0.9
- Free Air Convection
- Protections: Over Load / Over Voltage / Short Circuit
- High Reliability & Double Layered PCB
- Ultra Compact Size: 4.92 x 2.36 x 1.38 Inches
- 3-Years Product Warranty



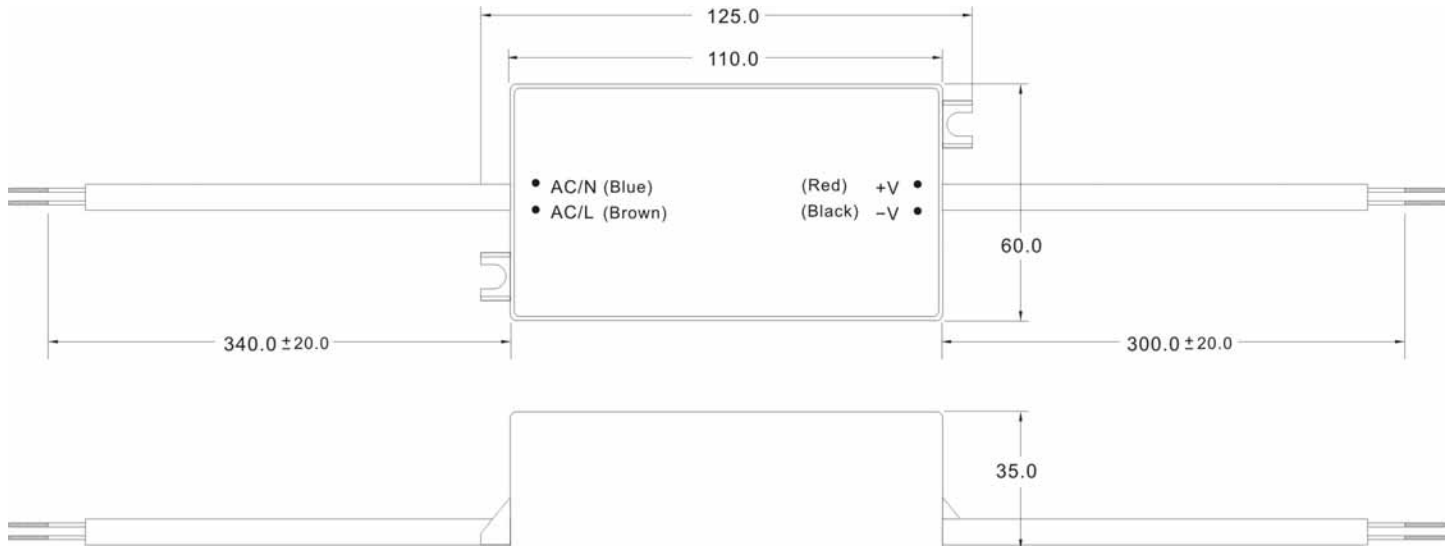
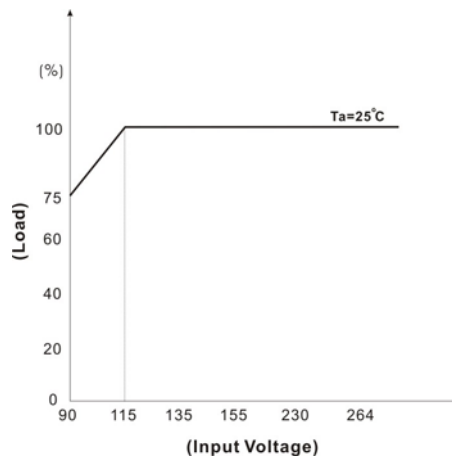
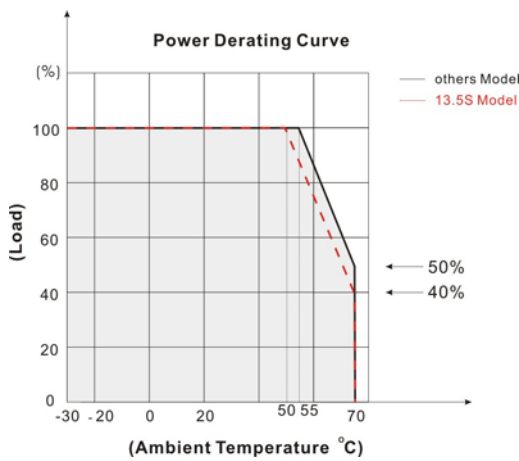
## ELECTRICAL SPECIFICATIONS

All specifications valid at normal input voltage, full load and +25°C after warm-up time unless otherwise stated.

Model No.	PLF60-13.5S 4200	PLF60-24S 2400	PLF60-28S 1400	PLF60-28S 2100	PLF60-48S 1050	PLF60-54S 700	PLF60-54S 1050	
Max output wattage (W)	60W	60W	39.2W	60W	60W	37.8W	60W	
Input	Voltage (Note2)		90-264 VAC					
	Frequency (Hz)		50 / 60 Hz					
	Power factor		PF>0.9 at Full load (115 VAC / 230 VAC)					
	Current (Full load)		0.8A max. (115 VAC) / 0.4A max. (230 VAC)					
	Inrush current		50 A max. (Cold Start at 230 VAC)					
	Leakage Current		< 0.7 mA max at 240 VAC / 63 Hz					
Output	Voltage (V.DC.)	13.5V	24V	28V	28V	48V	54V	54V
	Constant Current Operation Voltage (max) (CC Mode) (Note3)	11~13.5 VDC	17~ 24 VDC	21~28 VDC	21~28 VDC	33.5~48 VDC	38~54 VDC	38~54 VDC
	Voltage Tolerance	±10%						
	Current (mA) (CC Mode) (at 230VAC.)	4200	2400	1400	2100	1050	700	1050
	Minimum Load (mA)	3570	1700	1400	1400	825	700	700
	Line Regulation (115-230VAC.) (typ.)	±4%						
	Load Regulation (typ.)	±5%						
	Ripple & Noise (max)	4Vp-p	4.5Vp-p	5Vp-p	5Vp-p	5Vp-p	5Vp-p	5Vp-p
Efficiency (at 230VAC.) (typ)	85%	87%	89%	89%	89%	89%	89%	
Protection	Over current protection	Auto recovery						
	Over voltage protection	Zener diode clamp						
	Short circuit protection	Auto recovery						
Isolation	Input-Output (V.AC)	3750V						
	Input-FG (V.AC)	1880V						
	Output-FG (V.AC)	500V						
Environment	Operating temperature	-30°C...+70°C (with derating)						
	Storage temperature	-40°C...+85°C						
	Temperature coefficient	0.02%/°C						
	Humidity	95% RH						
	MTBF	>583,000 h @ 25°C (MIL-HDBK-217F)						
Physical	Dimension (L x W x H)	4.92 x 2.36 x 1.38 Inches (125.0 x 60.0 x 35.0 mm) Tolerance ±0.5 mm						
	Weight	410 g						
	Cooling method	Free air convection						
Safety	Agency Approvals	UL8750 · IEC / EN 61347-2-13 · IEC / EN 61347-1						
EMC	EMI (Conducted & Radiated Emission)	EN 55015						
	EMS (Noise Immunity)	EN 61547						
	Harmonic Current	EN 61000-3-2(at Full Load) · EN 61000-3-3						

**Note:**

1. Ripple & Noise are measured at 20MHz of bandwidth with 0.1uF & 47uF parallel capacitor.
2. Please check the derating curve for more details.
3. Input Voltage=115 or 230 VAC. This is the suitable operation region for LED related application. but please reconfirm special electrical requirements for some specific ststem design.

**MECHANICAL DIMENSION ( Top View )**

**DERATING**


PIN#	SINGLE
1	AC IN (N)
2	AC IN (L)
3	+DC OUT
4	-DC OUT

**BLOCK DIAGRAM**
