

# IQXO-85, -86, -87, -88 MILITARY OSCILLATORS

ISSUE 8; 3 APRIL 2009

## Description

- 8-pin DIL compatible resistance welded enclosure, hermetically sealed with glass to metal seals and gold plated pins and bases. Available non-screened (IQXO-85, -87) and fully screened (IQXO-86, -88)

## Package Outline

- 8-pin DIL

## Frequency Range

- 250kHz to 72MHz

## Output Compatibility & Load

- HCMOS/TTL
- Drive Capability: 50pF or 10TTL
- Non tri-state (IQXO-85, -86)
- Tri-state (IQXO-87, -88)

## Frequency Tolerance @ 25°C (Optional)

- ±10ppm, ±25ppm

## Frequency Stabilities

- ±50ppm, ±100ppm (inclusive of supply voltage variations over the operating temperature range)

## Operating Temperature Range

- 55 to 125°C

## Storage Temperature Range

- 55 to 125°C

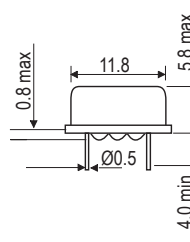
## Tri-state Operation (IQXO-87, -88)

- No connection or Logic '1' to pin 1 enables oscillator output
- Logic '0' to pin 1 disables oscillator output; when disabled the oscillator output goes to the high impedance state
- Disable current 50µA typical

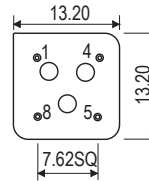
## Environmental

- Bump: 4000 bumps at 391m/s<sup>2</sup> in each of the three mutually perpendicular planes
- Hermetic Seal: not to exceed  $1 \times 10^{-8}$  mBar litres of Helium leakage
- Humidity: steady state: in accordance with test Ca of IEC 60068-2-3, for 56 days at 40°C at a relative humidity of 93%, cyclic: in accordance with test Db variant 1 of IEC 60068-2-30, at severity (b), 55°C for six cycles
- Shock: 981m/s<sup>2</sup> for 6ms, three shocks in each direction along the three mutually perpendicular planes
- Solderability: test IEC 60068-TA
- Vibration: 10 to 60Hz 0.75mm displacement, 60 to 2000Hz 98.1m/s<sup>2</sup> acceleration, 30 minutes in each of three mutually perpendicular planes

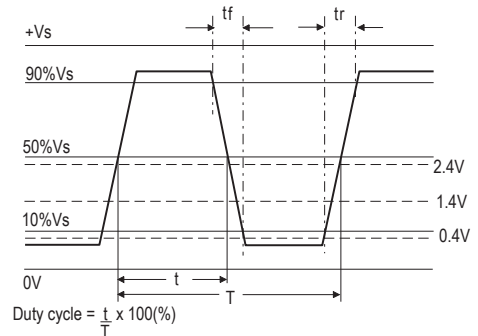
## Outline (mm)



- Pin connections  
 1. N/C or Enable/Disable  
 4. GND  
 5. Output  
 8. +Vs



## Output Waveform



## Screening on Each Device (IQXO-86, -88)

- Acceleration: 49000m/s<sup>2</sup> for 1 minute in the 'Y1' plane
- High Temperature Storage: 24hrs at 150°C
- Rapid Change of Temperature: -55 to 125°C, 10 cycles
- Dynamic burn-in for 168hrs at 125°C
- Check all parameters & assess

## Marking Includes

- IQD + Model Number + Frequency Stability Code + Frequency Tolerance Code (Optional) + Frequency + Date Code

## Packaging

- Bulk

## Minimum Order Information Required

- Frequency + Model Number + Frequency Stability

### Electrical Specifications - maximum limiting values

Frequency Range	Frequency Stability	Supply Voltage	Supply Current	Rise Time (tr)	Fall Time (tf)	Duty Cycle	Model Number
250.0kHz to <8.0MHz	±50ppm, ±100ppm	5V ±0.5V	5mA	10ns	10ns	45/55%	IQXO-85, -86, -87, -88
8.0MHz to <23.0MHz			10mA				
23.0MHz to <48.0MHz			50mA	3ns	3ns		
48.0MHz to <72.0MHz			65mA				

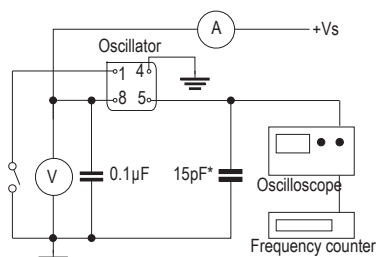
Ordering Example

Frequency \_\_\_\_\_ 50.0MHz IQXO-85 B F  
 Model number: -85, -86 = Non tri-state, -87, -88 = Tri-state  
 Frequency Stability: A = ±25ppm, B = ±50ppm, C = ±100ppm  
 Frequency Tolerance @25°C: E = ±10ppm, F = ±25ppm

Please note: Code combination A F is not available

CLOCK  
OSCILLATORS

### Test Circuit



\*Inclusive of jigging and equipment capacitance

Note: Pin 1 = No connection on non tri-state models