


Precision Non-Military Metal Glaze™ Resistors

RG series

- Excellent pulse handling
- Carbon comp. alternative
- 1/8 watt to 3 watts
- 0.4 ohm to 5.1 megohms
- 0.5% to 5% tolerance; 0.1% in selected ranges
- ± 25 ppm/°C to ± 200 ppm/°C



Electrical Data

Type	MIL Type	Marking	Tol (\pm %)	T.C. (ppm/°C)	Power Rating (watts @70°C)	Max. Volt. Rtg.	Resistance Range (Ω)	Nominal Size (watts)	Dimens. Code
RG 1/8 ¹	-	Band	2, 5	200	0.25	200	4R3 to 1M5	0.125	1
RG 1/4	-	Band	5	200	0.5 ⁵	250 ⁶	4R3 to 5M1	0.25	2
RG 1/2	-	Band	5	200	1	350	4R3 to 5M1	0.5	3
TO-50 ¹	-	Legend	.5, 1	100	0.25	200	10R to 1M	0.125	1
T2-50 ¹	-	Legend	.5, 1	50	0.125	200	10R to 1M	0.125	1
T9-50 ¹	-	Legend	.5, 1	25	0.125	200	10R to 1M	0.125	1
TF-05 ¹	-	Band/Legend	1, 2, 5	100	0.25	200	0R4, 9M9	0.125	1
TF-07	-	Band/Legend	1, 2, 5	100	0.5	250	0R4 to 9M9	0.25	2
TF-20	-	Band/Legend	1, 2, 5	100	1	250	0R4 to 9M9	0.5	3
GF-55	Flame Resist ²	Legend	1	50 ⁴ , 100	0.5	250	0R4, 2M	0.25	2
GF-07	Flame Resist ²	Legend	2, 5	100	0.5	250	0R4, 2M	0.25	2
GF-60	Flame Resist ²	Legend	1	50 ⁴ , 100	0.75	350	0R4, 2M	0.5	4
GF-20	Flame Resist ²	Legend	2, 5	100	0.75	350	0R4, 2M	0.5	4
GF-3	Flame Resist ²	Legend	1, 2, 5	200	2	750	1R to 2M	3	5
GS-3	Flame Resist ²	Legend	1, 2, 5	50 ⁴ , 100	2	1000	1R to 3M	3	5
RG-07	-	Band	2, 5	200	0.5	250	4R3 to 5M1	0.25	2
RG-20	-	Band	2, 5	200	1	350	4R3 to 5M1	0.5	3
TO-55	-	Band/Legend	.1, .5, 1 ³	100	0.5	200	10R to 3M01	0.25	2
T2-55	-	Legend	.1, .5, 1 ³	50	0.25	200	10R to 3M01	0.25	2
T9-55	-	Legend	.1, .5, 1 ³	25	0.25	200	10R to 3M01	0.25	2
T0-60	-	Band/Legend	.1, .5, 1 ³	100	0.75	300	10R to 3M01	0.5	4
T2-60	-	Legend	.1, .5, 1 ³	50	0.5	250	10R to 3M01	0.5	4
T9-60	-	Legend	.1, .5, 1 ³	25	0.5	250	10R to 3M01	0.5	4

¹ Conformally coated construction on all 1/8W nominal size resistors.

² Contact factory for details on flame-resistant specifications.

³ Only available in F tolerance above 2M ohm.

⁴ Below 10 ohms only available in 100 ppm.

⁵ 1 watt @ 70°C available - consult factory.

⁶ Contact factory for details on higher voltage rating.

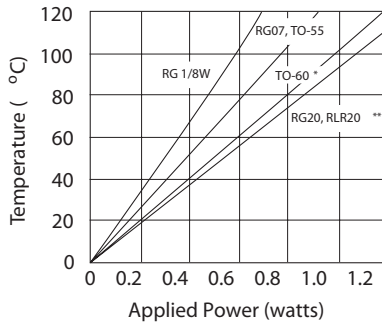
General Note

Welwyn Components reserves the right to make changes in product specification without notice or liability. All information is subject to Welwyn's own data and is considered accurate at time of going to print.

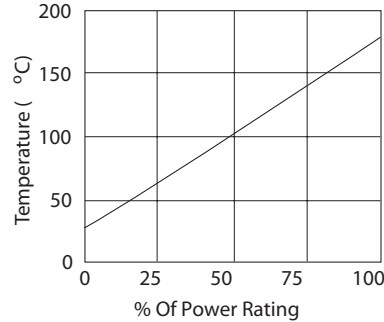
© Welwyn Components Limited · Bedlington, Northumberland NE22 7AA, UK
Telephone: +44 (0) 1670 822181 · Facsimile: +44 (0) 1670 829465 · Email: info@welwyn-tt.com · Website: www.welwyn-tt.com

Performance Data

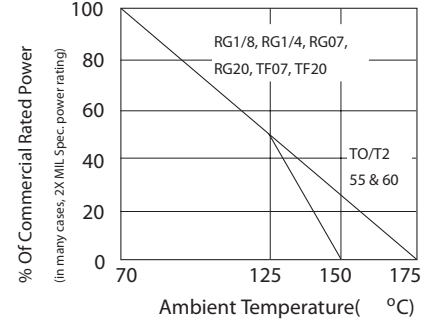
RG 'To' Film Temp. Rise



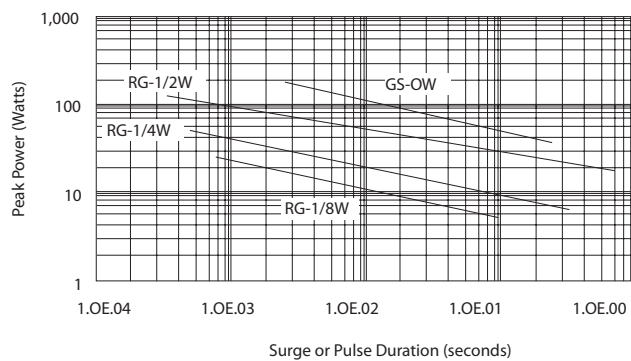
GS-3 Surface Temp. Rise



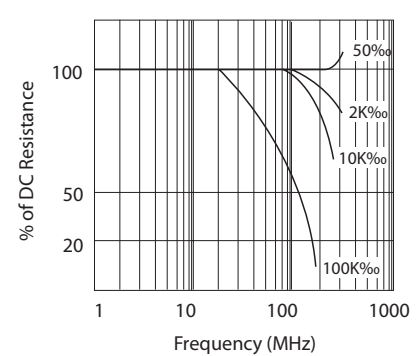
Commercial Power Derating



RG Series Surge Capability for Repetitive Surges



RG 1/4 High-frequency Characteristics




Note: Use for repetitive pulses where the average power dissipation is not to exceed the component rating at 70°C.

Surge handling capacity for low-repetitive surges may be significantly greater than shown above. Contact factory for recommendations

Performance Data

Dimensions (mm)						
Dim Code	Nominal Size (watts)	Body Length BL	Body Dia. BD	Lead Length LL	Lead Dia. LD	Clean Lead
1	0.125	3.8±0.3	1.7±0.2	25.4±3.2	0.41±0.05	5.7
2	0.25	6.4±0.4	2.3±0.2	38.1±3.2	0.64±0.05	7.9
3	0.5	9.9±0.3	3.6±0.2	38.1±3.2	0.81±0.05	11.4
4	0.5	9.9±0.3	3.6±0.2	38.1±3.2	0.64±0.05	11.4
5	3	13.1±0.3	5.7±0.2	38.1±3.2	0.81±0.05	14.6



Packaging

Resistors are supplied taped and reeled.
Bulk packaging available upon request.


Precision Non-Military Metal Glaze™ Resistors

RG series



Ordering Procedure

Example: GF07 at 100 ohms and 5% tolerance packed on a reel of 5000 pieces -



B	0.1%	F	1%	J	5%
D	0.5%	G	2%		

Note: Check Electrical Data for available tolerances for each type.

I	Tape	Dimension codes 1 & 2	5000/reel	Standard
		Dimension code 3	3500/reel	

Note: RG1/8, RG1/4 and RG1/2 are SnPb finish instead of Pb-free so the packing suffix is replaced with **PB**. Example: **RG1/4 - 100RJPB**