
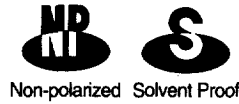


MINIATURE ALUMINUM ELECTROLYTIC CAPACITORS

BP.BS For Speaker Networks Series

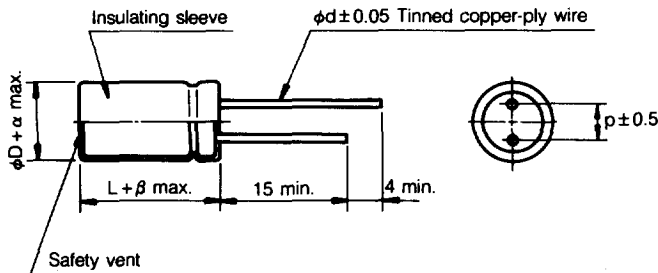
- Non-polarized series for crossover networks in Hi-Fi sound systems
- Excellent frequency characteristics
- Close capacitance tolerance
- Extended voltage range of 25V, 50V, 100V, 200V



Item	Characteristics																		
Operating temperature range	-40 ~ +85°C																		
Leakage current max.	$I = 0.03CV$ or $4\mu A$ whichever is greater (after 5 minutes)																		
Capacitance tolerance	$\pm 10\%$, $\pm 20\%$ at 1kHz, 20°C																		
Dissipation factor max. (at, 20°C)	<table border="1"> <thead> <tr> <th rowspan="2">Series</th> <th colspan="2">BP</th> <th rowspan="2">BS</th> </tr> <tr> <th>25WV, 50WV, 100WV</th> <th>200WV</th> </tr> </thead> <tbody> <tr> <td>Frequency</td> <td></td> <td></td> <td></td> </tr> <tr> <td>1kHz</td> <td>0.10</td> <td>0.12</td> <td>0.05</td> </tr> <tr> <td>5kHz</td> <td>0.15</td> <td>0.30</td> <td>0.07</td> </tr> </tbody> </table>	Series	BP		BS	25WV, 50WV, 100WV	200WV	Frequency				1kHz	0.10	0.12	0.05	5kHz	0.15	0.30	0.07
	Series		BP			BS													
		25WV, 50WV, 100WV	200WV																
Frequency																			
1kHz	0.10	0.12	0.05																
5kHz	0.15	0.30	0.07																
Load life (after application of the rated voltage for 2000 hours at 85°C)	Leakage current	Less than specified value																	
	Capacitance change	Within $\pm 15\%$ of initial value																	
	$\tan\delta$	Less than 200% of specified value																	
	Test method	Polarity reverse each 250 hours																	
Shelf life (at 85°C)	After 1000 hours no load test, leakage current, capacitance and $\tan\delta$ are same as load life value.																		

● DRAWING

Unit : mm



ø D	8	10	13	16	18	22	25.4
P	3.5	5.0	5.0	7.5	7.5	10.0	12.5
ø d	0.6	0.6	0.6	0.8	0.8	1.0	1.0
β	1.0	1.5				2.0	
α	0.5				1.0		

● DIMENSIONS & MAXIMUM PERMISSIBLE RIPPLE CURRENT

• BP series

WV	μF	1.0	1.5	2.2	3.3	4.7	6.8	10	15	22	33	47	68	100
25		8 × 11.5	8 × 11.5	10 × 12.5	10 × 12.5	10 × 12.5	10 × 16	10 × 20	10 × 20	10 × 20	13 × 20	13 × 25		
		67	82	114	139	166	222	297	364	440	678	890		
50		8 × 11.5	8 × 11.5	10 × 12.5	10 × 12.5	10 × 12.5	10 × 16	10 × 20	10 × 20	10 × 20	13 × 20	13 × 25	16 × 31.5	16 × 35.5
		67	82	114	139	166	222	297	364	440	678	890	950	1170
100		10 × 16	10 × 16	10 × 16	10 × 16	10 × 16	10 × 20	13 × 20	13 × 20	13 × 25	16 × 25	16 × 31.5	16 × 35.5	16 × 40
		100	125	150	185	225	275	340	420	543	737	790	983	1253
200		Case size ø D × L (mm)						16 × 25	16 × 31.5	16 × 35.5	16 × 40	18 × 40	22 × 40	25.4 × 40
		Ripple current (mA rms) at 85°C, 1kHz						403	540	687	884	920	1218	1614

• BS series

WV	μF	1.0	1.5	2.2	3.3	4.7	6.8	10	15	22	33
50		10 × 20	13 × 20	13 × 20	16 × 25	16 × 25	16 × 31.5	18 × 35.5	22 × 40	22 × 40	25.4 × 40
		150	190	295	330	350	430	540	700	850	1100

Case size ø D × L (mm)
Ripple current (mA rms) at 85°C, 1kHz