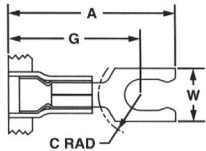



## Locking Fork Terminals, Nylon Insulated

- Funnel Entry
- Metal Insulation Grip Sleeve



LISTED 587H CERTIFIED\*

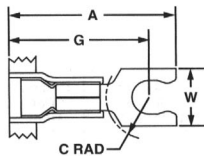
\*Except PNF14-10LFN-3K.

PANDUIT® Part Number	Wire Range	Color Code	Max. Ins.	Stud Size	Dimensions (In.)				CA9 Series Crimp Die	CA-800 Series Crimp Die	Pieces Per Reel
					A	W	C	G			
<b>PNF18-6LF-3K</b>	22-18 .03 Stock	Red	.136	#6	.85	.27	.19	.63	CD9-1A	CD-800-1	3000
<b>PNF18-6LFW-3K</b>				#6	.85	.29	.19	.63			3000
<b>PNF18-8LF-3K</b>				#8	.89	.29	.23	.68			3000
<b>PNF18-10LF-3K</b>				#10	.89	.33	.23	.68			3000
<b>PNF14-6LF-3K</b>	16-14 .03 Stock	Blue	.162	#6	.85	.25	.18	.63	CD9-2A	CD-800-2	3000
<b>PNF14-8LF-3K</b>				#8	.92	.29	.23	.68			3000
<b>PNF14-10LF-3K</b>				#10	.92	.33	.23	.68			3000
<b>PNF14-10LFN-3K</b>				#10	.92	.28	.23	.68			3000
<b>PNF10-6LF-2K</b>	12-10 .04 Stock	Yellow	.225	#6	1.00	.30	.21	.77	CD9-3B	CD-800-3	2000
<b>PNF10-8LF-2K</b>				#6	1.03	.30	.24	.77			2000
<b>PNF10-10-LF-2K</b>				#10	1.03	.34	.21	.77			2000
<b>PNF10-14LF-2K</b>				#10	1.17	.46	.32	.88			2000

Order number of pieces required, in multiples of standard reel quantity. *Prime items appear in BOLD.*

## Short Locking Fork Terminals, Nylon Insulated

- Funnel Entry



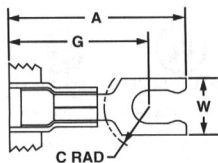
LISTED 587H CERTIFIED

PANDUIT Part Number	Wire Range	Color Code	Max. Ins.	Stud Size	Dimensions (In.)				CA9 Series Crimp Die	CA-800 Series Crimp Die	Pieces Per Reel
					A	W	C	G			
<b>PNF18-5SLF-3K</b>	22-18 .03 Stock	Red	.145	#5	.72	.26	.19	.61	CD9-1A	CD-800-1	3000
<b>PNF18-6SLF-3K</b>				#6	.72	.27	.19	.61			3000
<b>PNF18-8SLF-3K</b>				#8	.77	.29	.23	.65			3000
<b>PNF18-10SLF-3K</b>				#10	.78	.33	.23	.65			3000
<b>PNF14-6SLF-3K</b>	16-14 .03 Stock	Blue	.162	#6	.75	.25	.19	.64	CD9-2A	CD-800-2	3000
<b>PNF14-10SLF-3K</b>				#10	.81	.33	.23	.68			3000
<b>PNF10-8SLF-2K</b>	12-10 .04 Stock	Yellow	.225	#8	.90	.29	.22	.77	CD9-3B	CD-800-3	2000
<b>PNF10-10SLF-2K</b>				#10	.91	.33	.22	.77			2000

Order number of pieces required, in multiples of standard reel quantity. *Prime items appear in BOLD.*

## Locking Fork Terminals, Nylon Insulated

- Metal Insulation Grip Sleeve



LISTED 587H CERTIFIED

PANDUIT Part Number	Wire Range	Color Code	Max. Ins.	Stud Size	Dimensions (In.)				CA9 Series Crimp Die	CA-800 Series Crimp Die	Pieces Per Reel
					A	W	C	G			
<b>PN18-6LF-3K</b>	22-18 .03 Stock	Red	.136	#6	.82	.27	.19	.63	CD9-1A	CD-800-1	3000
<b>PN18-8LF-3K</b>				#8	.89	.29	.23	.68			3000
<b>PN18-10LF-3K</b>				#10	.89	.33	.23	.68			3000
<b>PN14-6LF-3K</b>	16-14 .03 Stock	Blue	.162	#6	.85	.25	.18	.63	CD9-2A	CD-800-2	3000
<b>PN14-8LF-3K</b>				#8	.92	.29	.23	.68			3000
<b>PN10-6LF-2K</b>	12-10 .04 Stock	Yellow	.225	#6	1.00	.30	.21	.77	CD9-3B	CD-800-3	2000
<b>PN10-8LF-2K</b>				#8	1.03	.30	.21	.77			2000
<b>PN10-10LF-2K</b>				#10	1.03	.34	.21	.77			2000

Order number of pieces required, in multiples of standard reel quantity. *Prime items appear in BOLD.*