



Micro Commercial Components

20736 Marilla Street Chatsworth
CA 91311
Phone: (818) 701-4933
Fax: (818) 701-4939

KBU8A THRU KBU8M

Features

- Low Forward Voltage Drop
- Ideal For Printer Circuit Boards
- High Current Capability and High Reliability
- Case Material: Molded Plastic. UL Flammability Classification Rating 94V-0 and MSL Rating 1
- Lead Free Finish/RoHS Compliant (NOTE 1) ("P" Suffix designates RoHS Compliant. See ordering information)

Maximum Ratings

- UL Recognized File # E165989
- Operating Temperature: -50°C to +150°C
- Storage Temperature: -50°C to +150°C

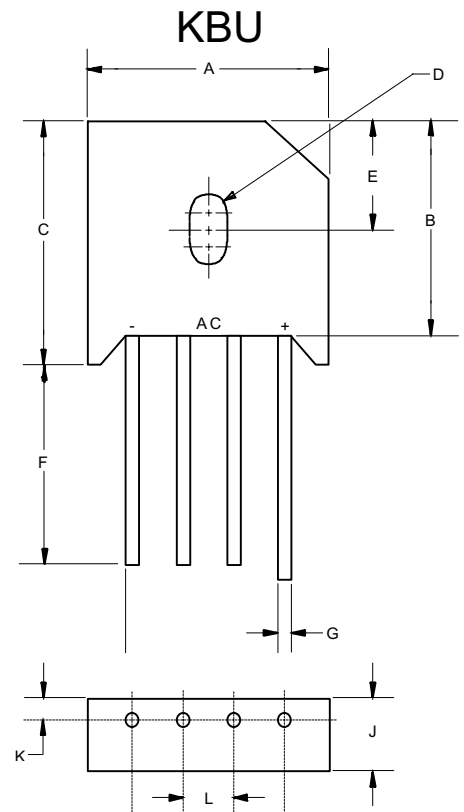
MCC Catalog Number	Device Marking	Maximum Recurrent Peak Reverse Voltage	Maximum RMS Voltage	Maximum DC Blocking Voltage
KBU8A	KBU8A	50V	35V	50V
KBU8B	KBU8B	100V	70V	100V
KBU8D	KBU8D	200V	140V	200V
KBU8G	KBU8G	400V	280V	400V
KBU8J	KBU8J	600V	420V	600V
KBU8K	KBU8K	800V	560V	800V
KBU8M	KBU8M	1000V	700V	1000V

Electrical Characteristics @ 25°C Unless Otherwise Specified

Average Forward Current	$I_{F(AV)}$	8 A	$T_C = 100^\circ\text{C}$
Peak Forward Surge Current	I_{FSM}	200A	8.3ms, half sine
Maximum Instantaneous Forward Voltage	V_F	1.0V	$I_{FM} = 4.0\text{A};$ $T_C = 25^\circ\text{C}$
Maximum DC Reverse Current At Rated DC Blocking Voltage	I_R	10 μA 300mA	$T_C = 25^\circ\text{C}$ $T_C = 100^\circ\text{C}$

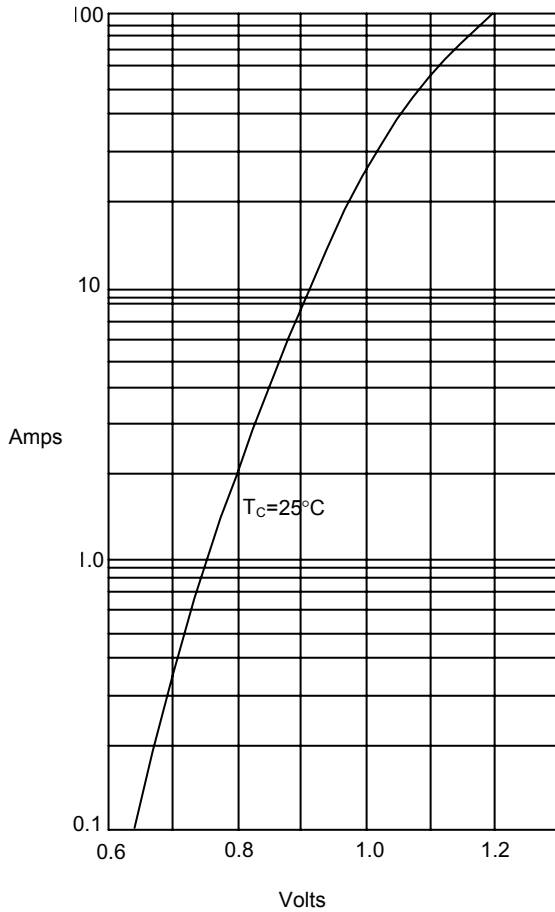
Notes: 1. High Temperature Solder Exemption Applied, see EU Directive Annex Notes 7

8 Amp Single Phase Bridge Rectifier 50 to 1000 Volts



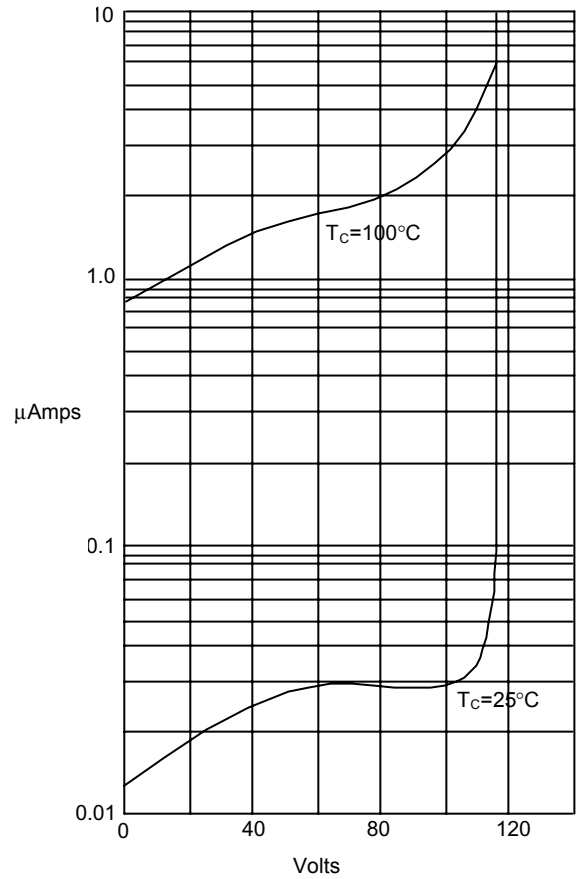
DIM	INCHES		MM		NOTE
	MIN	MAX	MIN	MAX	
A	.895	.935	22.7	23.7	
B	.600	.700	16.8	17.8	
C	.740	.780	18.8	19.8	NOM
D	.150 x	.23L	3.80 x	5.7L	HOLE
E	---	.300	---	7.5	NOM
F	.100	---	25.4	---	
G	.048	.052	1.2	1.3	
J	.268	.280	6.8	7.1	
K	---	.140	---	5.3	NOM
L	.180	.220	4.6	5.6	3PL

Figure 1
Typical Forward Characteristics



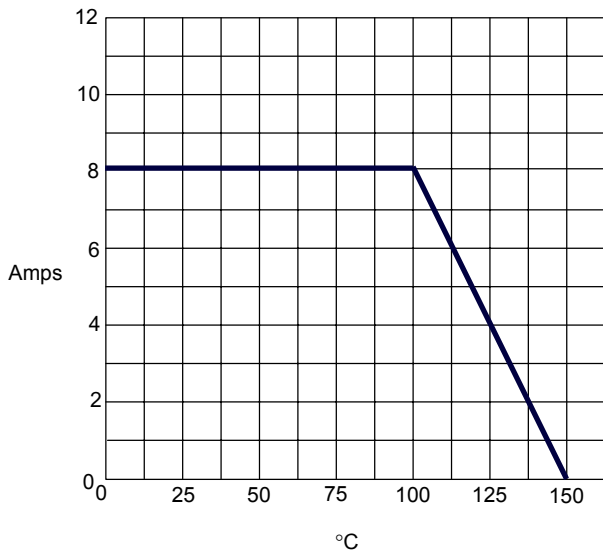
Instantaneous Forward Current - Amperes versus
Instantaneous Forward Voltage - Volts

Figure 2
Typical Reverse Characteristics



Instantaneous Reverse Leakage Current - MicroAmperes versus
Percent Of Rated Peak Reverse Voltage - Volts

Figure 3
Forward Derating Curve



Average Forward Rectified Current - Amperes versus
Ambient Temperature - °C



Micro Commercial Components

Ordering Information

Device	Packing
(Part Number)-BP	Bulk;15pcs/Tube

*****IMPORTANT NOTICE*****

Micro Commercial Components Corp. reserves the right to make changes without further notice to any product herein to make corrections, modifications, enhancements, improvements, or other changes. *Micro Commercial Components Corp.* does not assume any liability arising out of the application or use of any product described herein; neither does it convey any license under its patent rights, nor the rights of others. The user of products in such applications shall assume all risks of such use and will agree to hold *Micro Commercial Components Corp.* and all the companies whose products are represented on our website, harmless against all damages.

*****APPLICATIONS DISCLAIMER*****

Products offer by *Micro Commercial Components Corp.* are not intended for use in Medical, Aerospace or Military Applications.