

DR INPUT MODULES



- DIN-Rail Mountable Single Point Input Modules
- AC Inputs (Yellow Case)
- DC Inputs (White Case)
- 4kV Optical isolation
- Input and Output Barrier Strips Accept 14 to 28 AWG Wire
- Configured for Panel Mounting
- Open-Collector Output, with LED Status Indicator

SPECIFICATIONS (1)

Input

Part Number	DR-IAC5	DR- IAC5A	DR- IAC24	DR- IAC24A
Voltage Range	90-140 VAC/DC	180-280 VAC/DC	90-140 VAC/DC	180-280 VAC/DC
Maximum Current [mA](4)	6	5	6	5
Resistance [Ohms](2)(3)	28 k	75 k	28 k	75 k
Drop-out Current [mA](5)	2	1.5	2	1.5
Voltage for No Output [VAC/VDC](6)	50	50	50	50
Allowable Current [mA]	2.5	2	2.5	2

Output

Maximum Voltage[VDC](9)	30	30	30	30
Maximum Voltage Drop [VDC](12)	0.2	0.2	0.2	0.2
Nominal Logic Supply Voltage [VDC]	5.0	5.0	24	24
Logic Supply Voltage Range [VDC]	3.0-6.0	3.0-6.0	20-30	20-30
Maximum Current [mA](10)	50	50	50	50
Maximum Logic Supply Current [mA](7)	28	28	28	28
Maximum Logic Supply Leakage Current [µA](8)	10.0	10.0	10.0	10.0
Maximum Leakage Current [µA](11)	10.0	10.0	10.0	10.0
Maximum Turn-On Time [msec] (13)	20	20	20	20
Maximum Turn-Off Time [msec] (13)	30	30	30	30

SPECIFICATIONS (1)

Input

Part Number	DR-IDC5	DR-IDC5A	DR-IDC24	DR-IDC24A
Voltage Range	4-32 VDC/AC	10-48 VDC	4-32 VDC/AC	10-48 VDC
Maximum Current [mA](4)	34	34	34	34
Resistance [Ohms](2)(3)	1 k	2 k	1 k	2 k
Drop-out Current [mA](5)	1	1	1	1
Voltage for No Output [VAC/VDC](6)	2	4	2	4
Allowable Current [mA]	1.5	1.5	1.5	1.5

Output

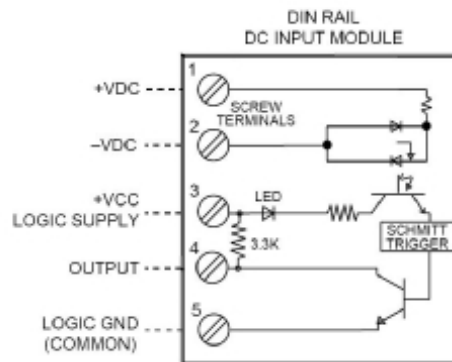
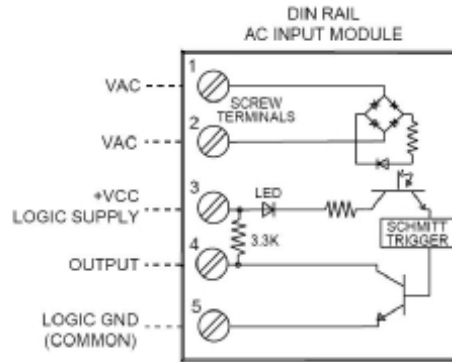
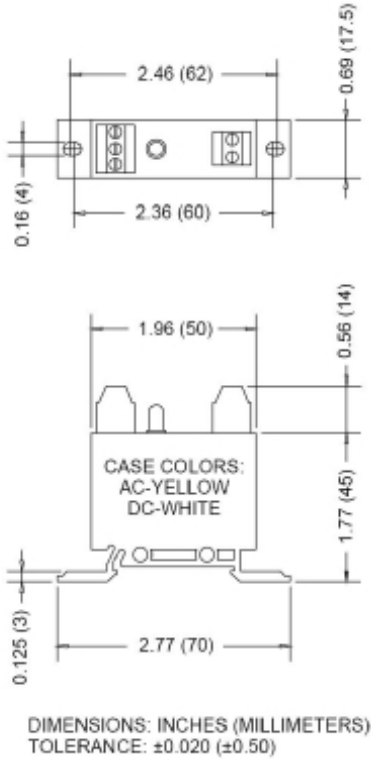
Maximum Voltage[VDC](9)	30	30	30	30
Maximum Voltage Drop [VDC](12)	0.2	0.2	0.2	0.2
Nominal Logic Supply Voltage [VDC]	5.0	5.0	5.0	5.0
Logic Supply Voltage Range [VDC]	3.0-6.0	3.0-6.0	20-30	20-30
Maximum Current [mA](10)	50	50	50	50
Maximum Logic Supply Current [mA](7)	28	28	28	28
Maximum Logic Supply Leakage Current [µA](8)	10.0	10.0	10.0	10.0
Maximum Leakage Current [µA](11)	10.0	10.0	10.0	10.0
Maximum Turn-On Time [msec] (13)	1.0	1.0	1.0	1.0
Maximum Turn-Off Time [msec] (13)	1.0	1.0	1.0	1.0

GENERAL SPECIFICATIONS

Description

Input/Output Isolation Voltage (14)	4000
Input/Output Capacitance	8
Operating Temperature Range	-30 to 80°C
Storage Temperature Range	-40 to 100°C
Line Frequency Range	47 to 63
Weight	1.1 oz. (31.2g)

MECHANICAL SPECIFICATIONS




AGENCY APPROVALS

UL E46203
 CSA 38595



Rev. 072808

 DANGER / PELIGRO / DANGER /GEFAHR / PERICOLO / PERIGO					
<p>HAZARD OF ELECTRIC SHOCK, EXPLOSION, OR ARC FLASH.</p> <ul style="list-style-type: none"> • Disconnect all power before installing or working with this equipment. • Verify all connections and replace all covers before turning on power. <p>Failure to follow these instructions will result in death or serious injury.</p>	<p>RIESGO DE DESCARGA ELECTRICA O EXPLOSION.</p> <ul style="list-style-type: none"> • Desconectar todos los suministros de energia a este equipo antes de trabajar con este equipo. • Verificar todas las conexiones y colocar todas las tapas antes de energizar el equipo. <p>El incumplimiento de estas instrucciones puede provocar la muerte o lesiones serias.</p>	<p>RISQUE DE DESCARGE ELECTRIQUE OU EXPLOSION</p> <ul style="list-style-type: none"> • Eteindre toutes les sources d'énergie de cet appareil avant de travailler dessus de cet appareil • Vérifier tous connections, et remettre tous couverts en olace avant de mettre sous <p>De non-suivi de ces instructions provoquera la mort ou des lésions sérieuses sérieuses.</p>	<p>GEFAHR EINES ELEKTRISCHEN SCHLAGES ODER EINER EXPLOSION.</p> <ul style="list-style-type: none"> • Stellen Sie jeglichen Strom ab, der dieses Gerät versorgt, bevor Sie an dem Gerät Arbeiten durchführen • Vor dem Drehen auf Energie alle Anschlüsse überprüfen und alle Abdeckungen ersetzen. <p>Unterlassung dieser Anweisungen können zum Tode oder zu schweren Verletzungen führen.</p>	<p>RISCHIO DI SCOSSA ELETTRICA O DELL'ESPLOSIONE.</p> <ul style="list-style-type: none"> • Spenga tutta l'alimentazione e che fornisce questa apparecchiatura prima del lavorare a questa apparecchiatura • Verificare tutti i collegamenti e sostituire tutte le coperture prima della rotazione sull'alimentazione <p>L'omissione di seguire queste istruzioni provocherà la morte o di lesioni serie</p>	<p>RISCO DE DESCARGA ELÉTRICA OU EXPLOÇÃO</p> <ul style="list-style-type: none"> • Desconectar o equipamento de toda a energia antes de instalar ou trabalhar com este equipamento • Verificar todas as conexões e recolocar todas as tampas antes de religar o equipamento <p>O não cumprimento destas instruções pode levar a morte ou lesões sérias.</p>

 WARNING / AVERTISSEMENT / WARNUNG /ADVERTENCIA / AVVERTENZA / AVISO		
<p>RISK OF MATERIAL DAMAGE AND HOT ENCLOSURE</p> <ul style="list-style-type: none"> • The product's side panels may be hot, allow time for product to cool before touching. • Follow proper mounting instructions including torque values. • Do not allow liquids or foreign objects to enter this product. <p>Failure to follow this instruction can result in serious injury, or equipment damage.</p>	<p>RISQUE DE DOMMAGE MATERIEL ET DE SURCHAUFFE DU BOITIER</p> <ul style="list-style-type: none"> • Les panneaux latéraux du produit peuvent être chauds. Laisser le produit refroidir avant de le toucher. • Respecter les consignes de montage, et notamment les couples de serrage. • Ne pas laisser pénétrer de liquide ni de corps étrangers à l'intérieur du produit. <p>Le non-respect de cette directive peut entraîner, des lésions corporelles graves ou des dommages matériels.</p>	<p>GEFAHR VON MATERIALSCHÄDEN UND GEHÄUSEERHITZUNG</p> <ul style="list-style-type: none"> • Die Seitenwände können heiß sein. Lassen Sie das Produkt abkühlen, bevor Sie es berühren. • Beachten Sie die Montageanweisungen, • Führen Sie keine Flüssigkeiten oder Fremdkörper in das Produkt ein. <p>Die Nichtbeachtung dieser Anweisung kann Körperverletzung oder Materialschäden zur Folge haben.</p>
<p>RIESGO DE DAÑOS MATERIALES Y DE SOBRECIENTAMIENTO DE LA UNIDAD</p> <ul style="list-style-type: none"> • Los paneles laterales del producto pueden estar calientes. Esperar que el producto se enfríe antes de tocarlo. • Respetar las instrucciones de montaje, y en particular los pares de apretado. • No dejar que penetren líquidos o cuerpos extraños en el producto. <p>Si no se respetan estas precauciones pueden producirse graves lesiones, daños materiales.</p>	<p>RISCHIO DI DANNI MATERIALI E D'INVOLUCRO CALDO</p> <ul style="list-style-type: none"> • I pannelli laterali dell'apparecchio possono scottare; lasciar quindi raffreddare il prodotto prima di toccarlo. • Seguire le istruzioni di montaggio corrette. • Non far entrare liquidi o oggetti estranei in questo apparecchio. <p>La mancata osservanza di questa precauzione può causare gravi rischi per l'incolumità personale o danni alle apparecchiature.</p>	<p>RISCO DE DANO MATERIAL E DE AQUECIMENTO</p> <ul style="list-style-type: none"> • Os painéis laterais do produto podem estar quentes; dê tempo ao produto para arrefecer antes de lhe tocar. • Siga devidamente as instruções de montagem. • Não permita a entrada de líquidos e de objectos estranhos no produto. <p>A não observância destas precauções pode provocar a morte, ferimentos graves ou danos materiais.</p>

ANNEX - ENVIROMENTAL INFORMATION

The environmental information disclosed in this annex including the EIP Pollution logo are in compliance with People's Republic of China Electronic Industry Standard SJ/T11364 – 2006, Marking for Control of Pollution Caused by Electronic Information Products.

Part Name	Toxic or hazardous Substance and Elements					
	Lead (Pb)	Mercury (Hg)	Cadmium (Cd)	Hexavalent Chromium (Cr (VI))	Polybrominated biphenyls (PBB)	Polybrominated diphenyl ethers (PBDE)
Semiconductor die	X	0	0	0	0	0
Solder	X	0	0	0	0	0

此附件所标示的包括电子信息产品污染图标的环境信息符合中华人民共和国电子行业标准 **SJ/T11364 - 2006**, 电子信息产品污染控制标识要求



部件名称	有毒有害物质或元素					
	铅 (Pb)	汞 (Hg)	镉 (Cd)	六价铬 (Cr (VI))	多溴联苯 (PBB)	多溴二苯醚 (PBDE)
半导体芯片	X	0	0	0	0	0
焊接点	X	0	0	0	0	0