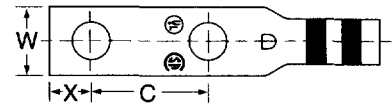
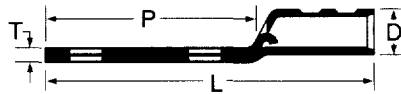




Long Barrel/Two Hole

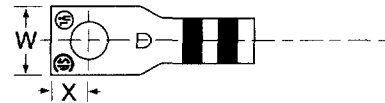
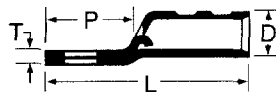
Rated to 35KV Applications
Copper Conductors Only



Order No.	AWG Wire Range	Color Code	Stud Size	Dimensions in Inches						
				L	W	P	X	D	T	C
19221-0290	8	Red	10	2.250	0.343	1.265	0.250	0.250	0.078	0.625
19221-0291	6	Blue	1/4	2.296	0.406	1.281	0.250	0.281	0.078	0.625
19221-0292	4	Gray	1/4	2.343	0.500	1.312	0.296	0.359	0.109	0.625
19221-0293	2	Brown	1/4	2.796	0.609	1.531	0.343	0.437	0.125	0.750
19221-0294	2	Brown	5/16	2.796	0.609	1.531	0.343	0.437	0.125	0.750
19221-0295	1	Green	1/4	3.093	0.687	1.734	0.343	0.484	0.140	0.750
19221-0296	1	Green	5/16	3.093	0.687	1.734	0.343	0.484	0.140	0.750
19221-0297	1/0	Pink	5/16	3.203	0.765	1.796	0.390	0.531	0.140	0.750
19221-0298	1/0	Pink	3/8	3.203	0.765	1.796	0.390	0.531	0.140	0.750
19221-0299	2/0	Black	3/8	4.500	0.828	3.062	0.625	0.578	0.140	0.750
19221-0300	2/0	Black	1/2	4.500	0.828	3.062	0.625	0.578	0.140	1.750
19221-0301	3/0	Orange	3/8	4.640	0.906	3.093	0.625	0.625	0.140	1.750
19221-0302	3/0	Orange	1/2	4.640	0.906	3.093	0.625	0.625	0.140	1.750
19221-0303	4/0	Purple	3/8	4.640	1.171	3.093	0.625	0.703	0.156	1.750
19221-0304	4/0	Purple	1/2	4.640	1.171	3.093	0.625	0.703	0.156	1.750
19221-0305	250 MCM	Yellow	3/8	5.203	1.140	3.093	0.625	0.781	0.187	1.750
19221-0306	250 MCM	Yellow	1/2	5.203	1.140	3.093	0.625	0.781	0.187	1.750
19221-0307	300 MCM	White	3/8	5.343	1.218	3.109	0.625	0.843	0.187	1.750
19221-0308	300 MCM	White	1/2	5.343	1.218	3.109	0.625	0.843	0.187	1.750
19221-0309	350 MCM	Red	3/8	5.500	1.312	3.109	0.625	0.906	0.203	1.750
19221-0310	350 MCM	Red	1/2	5.500	1.312	3.109	0.625	0.906	0.203	1.750
19221-0311	400 MCM	Blue	3/8	5.593	1.406	3.125	0.625	0.968	0.218	1.750
19221-0312	400 MCM	Blue	1/2	5.593	1.406	3.125	0.625	0.968	0.218	1.750
19221-0313	500 MCM	Brown	3/8	6.203	1.578	3.140	0.625	1.093	0.250	1.750
19221-0314	500 MCM	Brown	1/2	6.203	1.578	3.140	0.625	1.093	0.250	1.750

Long Barrel/One Hole

Rated to 35KV Applications
Copper Conductors Only



Order No.	AWG Wire Range	Color Code	Stud Size	Dimensions in Inches					
				L	W	P	X	D	T
19221-0315	8	Red	10	1.640	0.343	0.656	0.250	0.250	0.078
19221-0316	6	Blue	1/4	1.703	0.406	0.656	0.250	0.281	0.078
19221-0317	4	Gray	1/4	1.750	0.500	0.703	0.296	0.359	0.109
19221-0323	2	Brown	1/4	2.062	0.609	0.796	0.343	0.437	0.125
19221-0324	2	Brown	5/16	2.062	0.609	0.796	0.343	0.437	0.125
19221-0334	1	Green	1/4	2.156	0.687	0.203	0.343	0.484	0.140
19221-0335	1	Green	5/16	2.156	0.687	0.203	0.343	0.484	0.140
19221-0336	1/0	Pink	5/16	2.343	0.765	0.937	0.390	0.531	0.140
19221-0337	1/0	Pink	3/8	2.343	0.765	0.937	0.390	0.531	0.140
19221-0338	2/0	Black	3/8	2.500	0.828	1.078	0.453	0.578	0.140
19221-0339	2/0	Black	1/2	2.500	0.828	1.078	0.453	0.578	0.140
19221-0325	3/0	Orange	3/8	2.703	0.906	1.156	0.453	0.625	0.140
19221-0326	3/0	Orange	1/2	2.703	0.906	1.156	0.453	0.625	0.140
19221-0327	4/0	Purple	3/8	3.046	1.015	1.203	0.500	0.703	0.156
19221-0328	4/0	Purple	1/2	3.046	1.015	1.203	0.500	0.703	0.156
19221-0329	250 MCM	Yellow	3/8	3.343	1.140	1.250	0.500	0.718	0.187
19221-0330	250 MCM	Yellow	1/2	3.343	1.140	1.250	0.500	0.718	0.187
19221-0331	300 MCM	White	3/8	3.500	1.218	1.265	0.500	0.843	0.187
19221-0332	300 MCM	White	1/2	3.500	1.218	1.265	0.562	0.843	0.187
19221-0333	350 MCM	Red	3/8	3.703	1.312	1.312	0.562	0.906	0.203
19221-0340	350 MCM	Red	1/2	3.703	1.312	1.312	0.562	0.906	0.203
19221-0341	400 MCM	Blue	3/8	3.890	1.406	1.421	0.562	0.968	0.218
19221-0342	400 MCM	Blue	1/2	3.890	1.406	1.421	0.562	0.968	0.218
19221-0343	500 MCM	Brown	3/8	4.500	1.578	1.437	0.562	1.093	0.250
19221-0344	500 MCM	Brown	1/2	4.500	1.578	1.437	0.562	1.093	0.250