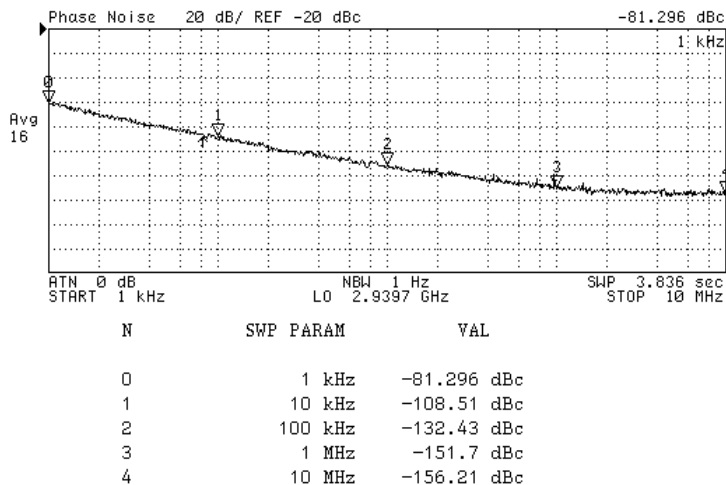
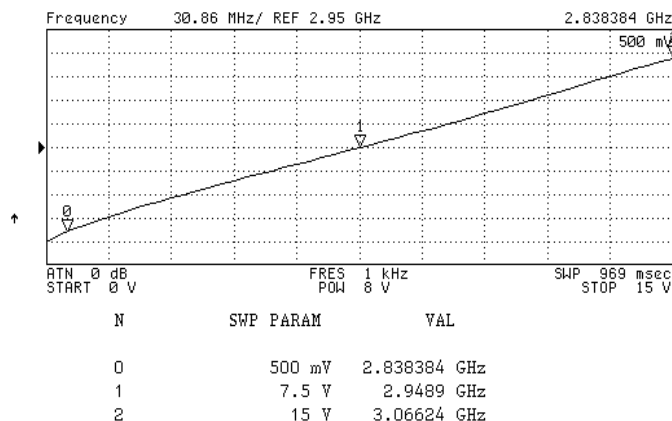


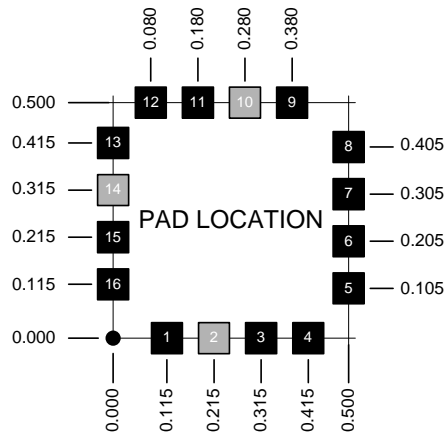
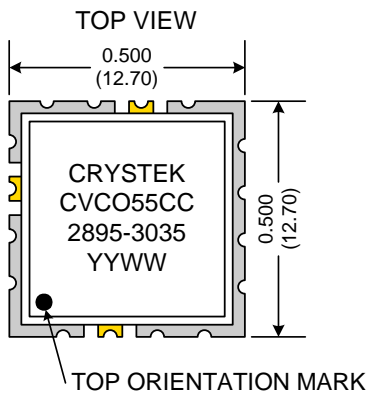
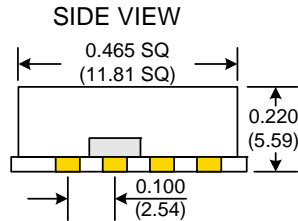
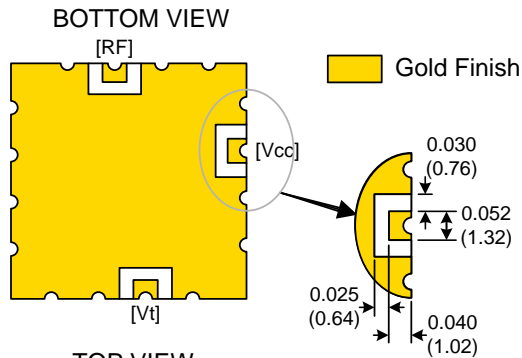
PERFORMANCE SPECIFICATION	MIN	TYP	MAX	UNITS
Lower Frequency:			2895	MHz
Upper Frequency:	3035			MHz
Tuning Voltage:	0.5		15.0	VDC
Supply Voltage:	7.6	8.0	8.4	VDC
Output Power:	+2.0	+4.0	+6.0	dBm
Supply Current:		30	40	mA
Harmonic Suppression (2 <sup>nd</sup> Harmonic):		-15		dBc
Pushing:		0.5	1.0	MHz/V
Pulling, all Phases:		0.5	1.0	MHz pk-pk
Tuning Sensitivity:		14		MHz/V
Phase Noise @ 10kHz offset:		-108	-105	dBc/Hz
Phase Noise @ 100kHz offset:		-132	-128	dBc/Hz
Load Impedance:		50		$\Omega$
Input Capacitance:			22	pF
Operating Temperature Range:	-40		+85	$^{\circ}$ C
Storage Temperature Range:	-45		+90	$^{\circ}$ C

Phase Noise  
 (1 Hz BW, Typical)



Tuning Curve  
 (Typical)

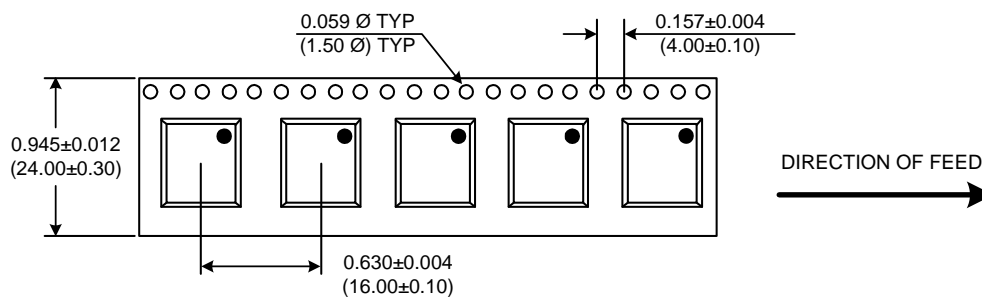




Pad	Connection
2	Vt
10	RF-OUTPUT
14	Vcc
Others	GROUND

- Unless otherwise specified, Dimensions are in:  $\frac{IN}{(mm)}$
- Pad Location Dimensions are in: Inches

**TAPE AND REEL**



Drawing not to scale

**Product Control:**

Crystek Part Number:	CVCO55CC-2895-3035	Release Date:	18-Feb-08
Revision Level:	B	Responsible:	C. Vales

Specification is subject to change without notice

Page 2 of 2