


**NEW!**

# High Current Air Core Inductors



The use of heavy gauge wire allows these parts to have the lowest DCR and highest current ratings of our air-core inductors. They offer Q values over 100 from 100 MHz to 1 GHz.

Request free evaluation samples by contacting Coilcraft or visiting [www.coilcraft.com](http://www.coilcraft.com).

Part number <sup>1</sup>	Inductance <sup>2</sup> ±5% (nH)	Q <sup>2</sup> typ	SRF typ <sup>3</sup> (GHz)	DCR max <sup>4</sup> (mOhm)	I <sub>rms</sub> <sup>5</sup> (A)	Wt (mg)
GA3092-AL_	3.7	120	17.5	2.0	7.0	150
GA3093-AL_	6.6	107	5.8	2.0	7.0	220
GA3094-AL_	12.0	105	2.4	2.0	7.0	280
GA3095-AL_	17.5	115	2.2	2.0	7.0	390

1. When ordering, please specify **packaging** code:

**GA3095-AL C**

- Packaging:** **C** = 7" machine-ready reel. EIA-481 embossed plastic tape (250 parts per full reel).  
**B** = Less than full reel. In tape, but not machine ready. To have a leader and trailer added (\$25 charge), use code letter C instead.  
**D** = 13" machine-ready reel. EIA-481 embossed plastic tape (1000 parts per full reel). Factory order only, not stocked.

2. L and Q measured at 150 MHz, 0.1 V<sub>rms</sub>, 0 A using an Agilent/HP 4291A impedance analyzer with an Agilent/HP 16193A test fixture.  
 3. SRF measured using an Agilent/HP 8722ES network analyzer and a Coilcraft SMD-D test fixture.  
 4. DCR measured using a micro-ohmmeter.  
 5. Current that causes a 15°C temperature rise from 25°C ambient.  
 6. Electrical specifications at 25°C.  
 Refer to Doc 362 "Soldering Surface Mount Components" before soldering.

**Terminations** RoHS compliant tin-silver over copper

**Ambient temperature** -40°C to +125°C with I<sub>rms</sub> current, +125°C to +140°C with derated current

**Storage temperature** Component: -40°C to +140°C.  
 Packaging: -40°C to +80°C

**Resistance to soldering heat** Max three 40 second reflows at +260°C, parts cooled to room temperature between cycles

**Temperature Coefficient of Inductance (TCL)** +5 to +70 ppm/°C

**Moisture Sensitivity Level (MSL)** 1 (unlimited floor life at <30°C / 85% relative humidity)

**Mean Time Between Failures (MTBF)** 1 billion hours

**Packaging** 250/7" reel; 1000/13" reel Plastic tape: 16 mm wide, 0.35 mm thick, 12 mm pocket spacing, 4.9 mm pocket depth

**PCB washing** Only pure water or alcohol recommended

## Coilcraft®

Specifications subject to change without notice.  
 Please check our website for latest information.

Document 625-1 Revised 10/20/10

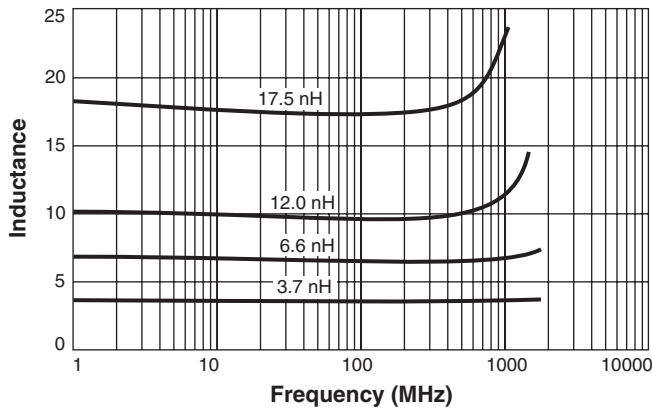
1102 Silver Lake Road Cary, Illinois 60013 Phone 847/639-6400 Fax 847/639-1469  
 E-mail [info@coilcraft.com](mailto:info@coilcraft.com) Web <http://www.coilcraft.com>



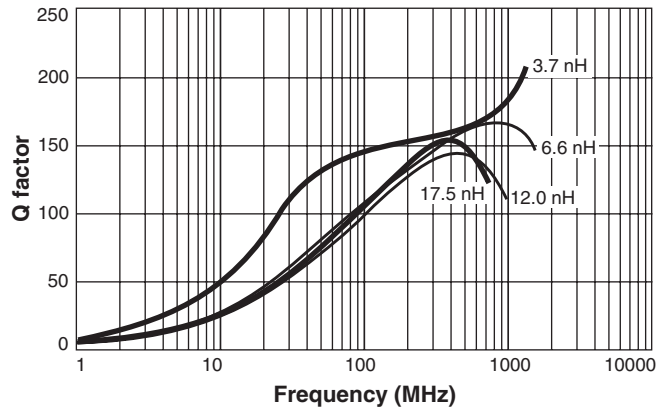
**NEW!**

# Air Core Inductors

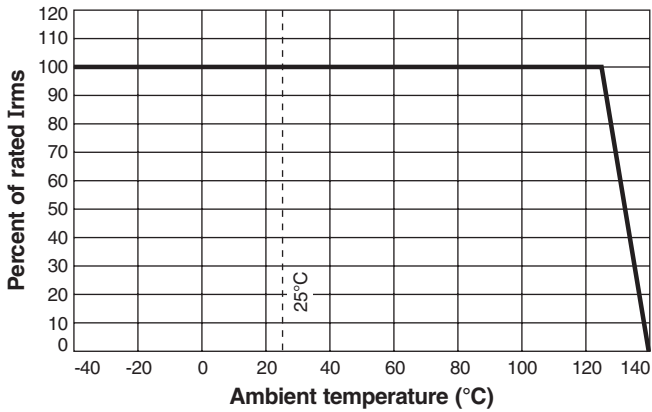
## L vs Frequency



## Q vs Frequency



## Irms Derating



GA3092-AL



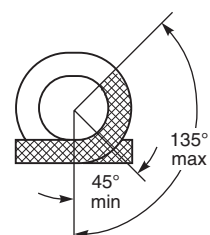
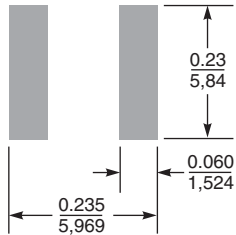
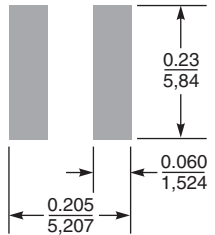
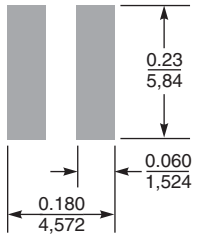
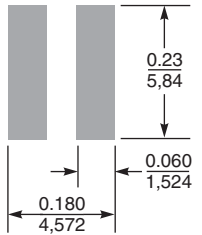
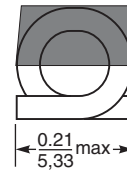
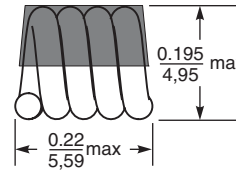
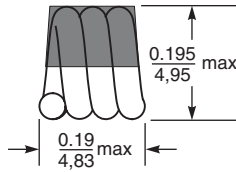
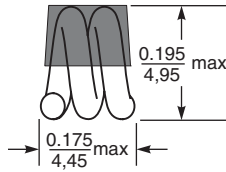
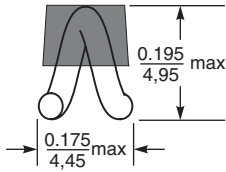
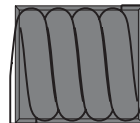
GA3093-AL



GA3094-AL



GA3095-AL



Dimensions are in inches/mm

### Recommended Land Patterns

### Soldered lead length

**Coilcraft**<sup>®</sup>

Specifications subject to change without notice. Please check our website for latest information.

Document 625-2 Revised 10/20/10

1102 Silver Lake Road Cary, Illinois 60013 Phone 847/639-6400 Fax 847/639-1469

E-mail [info@coilcraft.com](mailto:info@coilcraft.com) Web <http://www.coilcraft.com>