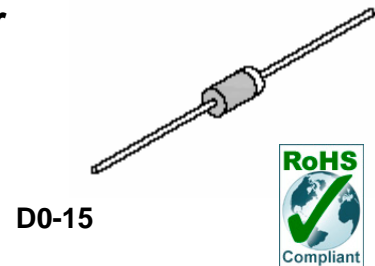


2.0A Glass Passivated Fast Recovery Rectifier

Features

- Low forward voltage drop
- High current capability
- High reliability
- High forward surge current capability
- High temperature soldering guaranteed 250°C/10 seconds
.0375" (9.5mm) lead length, 5lbs (2.3kg) tension
- RoHS Compliance



Mechanical Data

Case:	D0-15, molded plastic
Epoxy:	UL 94V-0 rate flame retardant
Terminals:	Axial leads, solderable per MIL-STD-202, Method 208 guaranteed
Polarity:	Color band denotes cathode end
Weight:	0.40 gram

Maximum Ratings and Electrical Characteristics ($T_A=25^{\circ}\text{C}$ unless noted otherwise)

Symbol	Description	TF 201G	TF 202G	TF 203G	TF 204G	TF 205G	TF 206G	TF 207G	Unit	Conditions
VRRM	Maximum Repetitive Peak Reverse Voltage	50	100	200	400	600	800	1000	V	
VRMS	Maximum RMS Voltage	35	70	140	280	420	560	700	V	
VDC	Maximum DC Blocking Voltage	50	100	200	400	600	800	1000	V	
I_{AV}	Maximum Average Forward Rectified Current	2.0							A	T _a =55 °C
I_{FSM}	Peak Forward Surge Current	70							A	8.3ms single half sine-wave superimposed on rated load (JEDEC method)

2.0A Glass Passivated Fast Recovery Rectifier

TF201G - TF207G

Symbol	Description	TF 201G	TF 202G	TF 203G	TF 204G	TF 205G	TF 206G	TF 207G	Unit	Conditions
V_F	Maximum Instantaneous Forward Voltage	1.3							V	I _F =2.0 A
I_R	Maximum DC Reverse Current at Rated DC Blocking Voltage	5.0							μA	T _A =25° C
		100								T _A =100° C
T_{rr}	Typical Reverse Recovery Time	150			250	500		nS	I _F =0.5A, I _R =1A, I _{rr} =0.25A	
C_J	Typical Junction Capacitance	25							pf	V _R =4V, f=1MHz
T_J	Operating Temperature range	-55 to +150							° C	
T_{STG}	Storage Temperature Range	-55 to +150								

Typical Characteristics Curves

Fig.1-Max. Forward Current Derating Curve

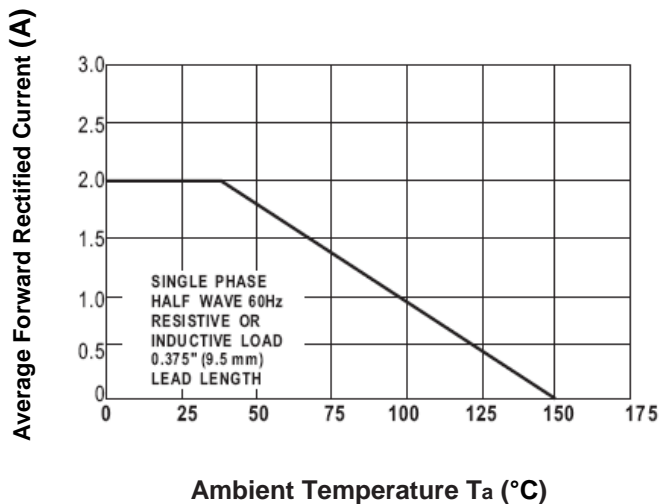
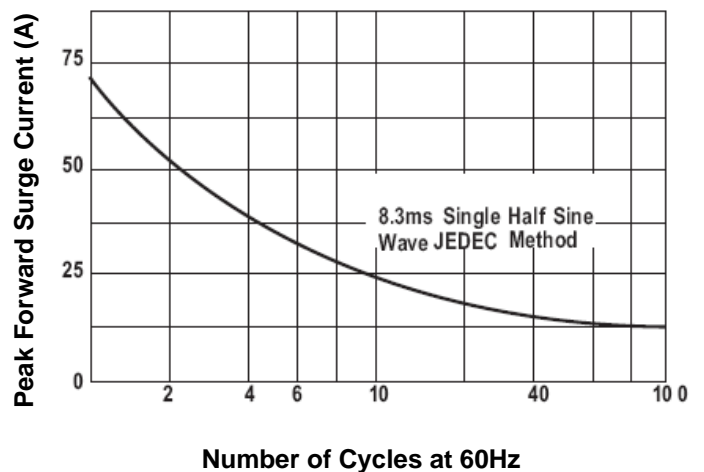


Fig.2-Max. Non-Repetitive Forward Surge Current



2.0A Glass Passivated Fast Recovery Rectifier

TF201G - TF207G

Fig.3- Typical Forward Characteristics

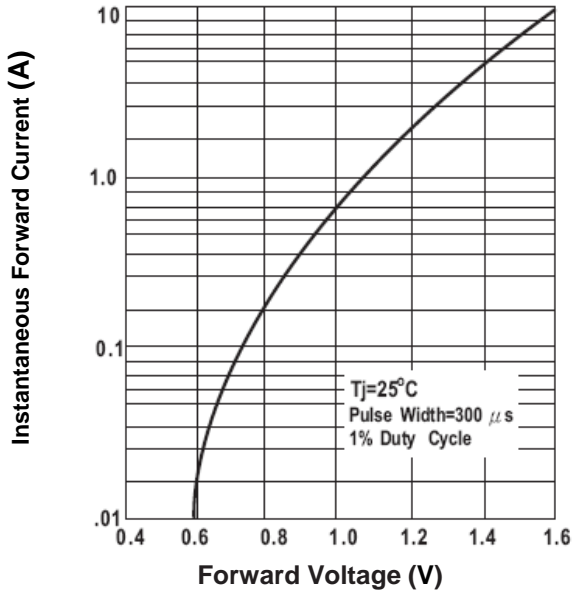
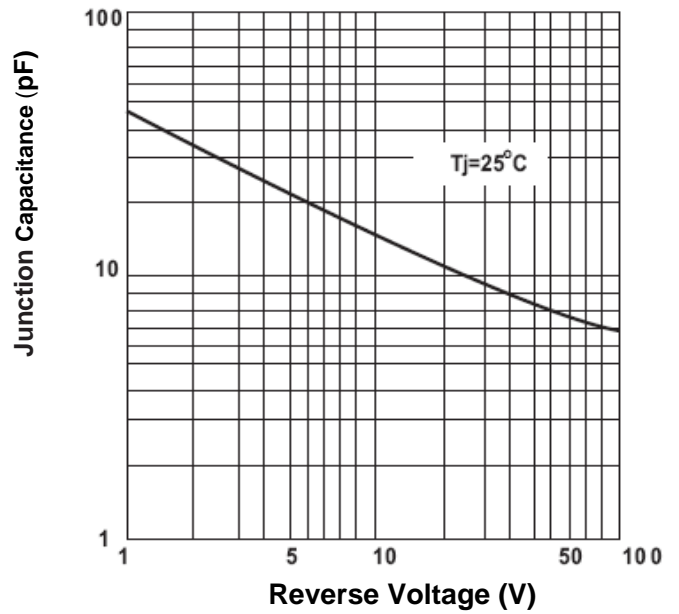
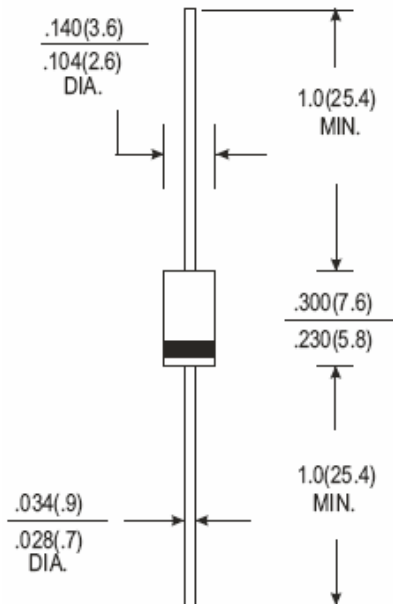


Fig.4- Typical Junction Capacitance



Dimensions in inches (mm)



D0-15

2.0A Glass Passivated Fast Recovery Rectifier

TF201G - TF207G

How to contact us:

US HEADQUARTERS

28040 WEST HARRISON PARKWAY, VALENCIA, CA 91355-4162

Tel: (800) TAITRON (800) 824-8766 (661) 257-6060

Fax: (800) TAITFAX (800) 824-8329 (661) 257-6415

Email: taitron@taitroncomponents.com

Http://www.taitroncomponents.com

TAITRON COMPONENTS MEXICO, S.A .DE C.V.

BOULEVARD CENTRAL 5000 INTERIOR 5 PARQUE INDUSTRIAL ATITALAQUIA, HIDALGO C.P.
42970 MEXICO

Tel: +52-55-5560-1519

Fax: +52-55-5560-2190

TAITRON COMPONETS INCORPORATED E REPRESENTAÇÕES DO BRASIL LTDA

RUA DOMINGOS DE MORAIS, 2777, 2.ANDAR, SALA 24 SAÚDE - SÃO PAULO-SP 04035-001 BRAZIL

Tel: +55-11-5574-7949

Fax: +55-11-5572-0052

TAITRON COMPONETS INCORPORATED, SHANGHAI REPRESENTATIVE OFFICE

CROSS REGION PLAZA, 899 LINGLING ROAD, SUITE 18C, SHANGHAI, 200030, CHINA

Tel: +86-21-5424-9942

Fax: +86-21-5424-9931