

## FEATURES:

- Switching capacity up to 25A
- Small size and light weight
- PCB pin and quick connect mounting available
- Suitable for automobile and lamp accessories
- QS-9000, ISO-9002 Certified Manufacturing



22.8 x 15.3 x 25.8 mm

## CONTACT DATA

Contact Arrangement	1A = SPST N.O. 1C = SPDT
Contact Rating	1A: 25A @ 14VDC 1C: 20A @ 14VDC
Contact Resistance	< 50 milliohms initial
Contact Material	AgSnO <sub>2</sub>
Maximum Switching Power	350W
Maximum Switching Voltage	75VDC
Maximum Switching Current	25A

## COIL DATA

Coil Voltage VDC		Coil Resistance $\Omega \pm 10\%$		Pick Up Voltage VDC (max)	Release Voltage VDC (min)	Coil Power W	Operate Time ms	Release Time ms
Rated	Max.	1.2W	1.5W	75% of rated voltage	10% of rated voltage			
6	7.8	30	24	4.2	0.6	1.2 or 1.5	10	7
12	15.6	120	96	8.4	1.2			
24	31.2	480	384	16.8	2.4			
48	62.4	1920	1536	33.6	4.8			

## CAUTION:

1. The use of any coil voltage less than the rated coil voltage may compromise the operation of the relay.
2. Pickup and release voltages are for test purposes only and are not to be used as design criteria.

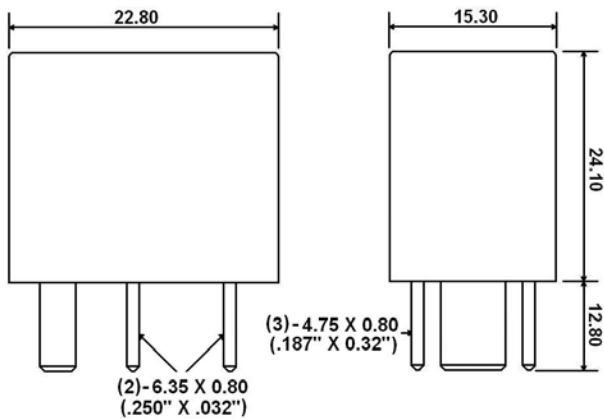
## GENERAL DATA

Electrical Life @ rated load	100K cycles, typical
Mechanical Life	10M cycles, typical
Insulation Resistance	100M $\Omega$ min @ 500VDC
Dielectric Strength, Coil to Contact	2500V rms min. @ sea level
Contact to Contact	1500V rms min. @ sea level
Shock Resistance	100m/s <sup>2</sup> for 11ms
Vibration Resistance	1.27mm double amplitude 10-40Hz
Terminal (Copper Alloy) Strength	8N (Quick Connect), 4N (PCB Pins)
Operating Temperature	-40 °C to + 85 °C
Storage Temperature	-40 °C to + 155 °C
Solderability	230 °C $\pm$ 2 °C for 10 $\pm$ 0.5s
Weight	18.5g

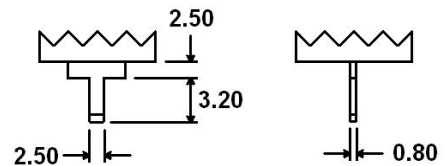
## ORDERING INFORMATION

<b>1. Series:</b> CTA1	CTA1	1A	S	Q	12	1.2	
<b>2. Contact Arrangement:</b> 1A=SPST N.O. 1C=SPDT							
<b>3. Sealing Options:</b> S = Sealed C = Dust Cover							
<b>4. Termination:</b> P = PCB Pins Q = Quick Connect							
<b>5. Coil Voltage:</b> 6VDC 12VDC 24VDC 48VDC							
<b>6. Coil Power:</b> 1.2 = 1.2W 1.5 = 1.5W							
<b>7. Coil Suppression:</b> Blank = Standard D = Diode (1N4005) R = Resistor (680 Ohms)							
** Consult factory if other values are needed.							

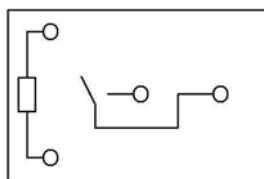
## DIMENSIONS (Units = mm)



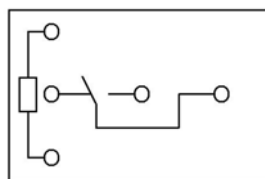
## PC PIN DIMENSIONS (Units = mm)



## SCHEMATICS & PC LAYOUT (BOTTOM VIEWS)



1A



1C

