

Radiation Hardened CMOS Dual DPST Analog Switch

Intersil's Satellite Applications Flow™ (SAF) devices are fully tested and guaranteed to 100kRAD Total Dose. These QML Class T devices are processed to a standard flow intended to meet the cost and shorter lead-time needs of large volume satellite manufacturers, while maintaining a high level of reliability.

The HS-302RH-T analog switch is a monolithic device fabricated using Radiation Hardened CMOS technology and the Intersil dielectric isolation process for latch-up free operation. Improved total dose hardness is obtained by layout (thin oxide tabs extending to a channel stop) and processing (hardened gate oxide). These switches offer low-resistance switching performance for analog voltages up to the supply rails. "ON" resistance is low and stays reasonably constant over the full range of operating voltage and current. "ON" resistance also stays reasonably constant when exposed to radiation, being typically 30Ω pre-rad and 35Ω post 100kRAD(Si). This device provide break-before-make switching.

Specifications

Specifications for Rad Hard QML devices are controlled by the Defense Supply Center in Columbus (DSCC). The SMD numbers listed below must be used when ordering.

Detailed Electrical Specifications for the HS-302RH-T are contained in SMD 5962-95812. A "hot-link" is provided from our website for downloading.

www.intersil.com/spacedefense/newsafclasst.asp

Intersil's Quality Management Plan (QM Plan), listing all Class T screening operations, is also available on our website.

www.intersil.com/spacedefense/newsafclasst.asp

Ordering Information

ORDERING NUMBER	PART NUMBER	TEMP. RANGE (°C)
5962R9581201TCC	HS1-302RH-T	-55 to 125
5962R9581201TXC	HS9-302RH-T	-55 to 125

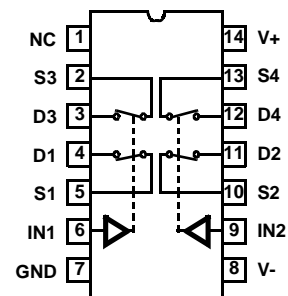
NOTE: **Minimum order quantity for -T is 150 units through distribution, or 450 units direct.**

Features

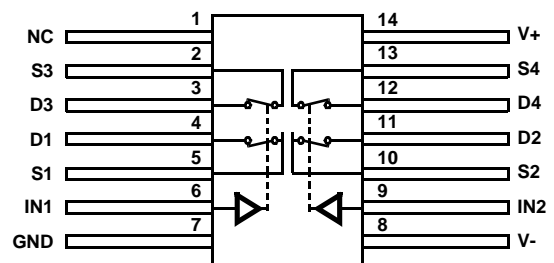
- QML Class T, Per MIL-PRF-38535
- Radiation Performance
 - Gamma Dose (γ) 1×10^5 RAD(Si)
- No Latch-Up, Dielectrically Isolated Device Islands
- Pin for Pin Compatible with Intersil HI-302 Series Analog Switches
- Analog Signal Range 15V
- Low Leakage 100nA (Max, Post Rad)
- Low R_{ON} 60Ω (Max, Post Rad)
- Low Operating Power. 100μA (Max, Post Rad)

Pinouts

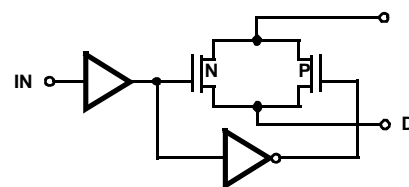
HS1-302RH-T (SBDIP), CDIP2-T14
TOP VIEW



HS9-302RH-T (FLATPACK), CDFP3-F14
TOP VIEW



Functional Diagram



TRUTH TABLE

LOGIC	ALL SWITCHES
0	OFF
1	ON

Die Characteristics

DIE DIMENSIONS:

(2130µm x 1930µm x 279µm ±25.4µm)
84 x 76 x 11mils ±1mil

METALLIZATION:

Type: Al
Thickness: 12.5kÅ ±2kÅ

SUBSTRATE POTENTIAL:

Unbiased (DI)

BACKSIDE FINISH:

Gold

PASSIVATION:

Type: Silox (SiO₂)
Thickness: 8kÅ ±1kÅ

WORST CASE CURRENT DENSITY:

< 2.0e5 A/cm²

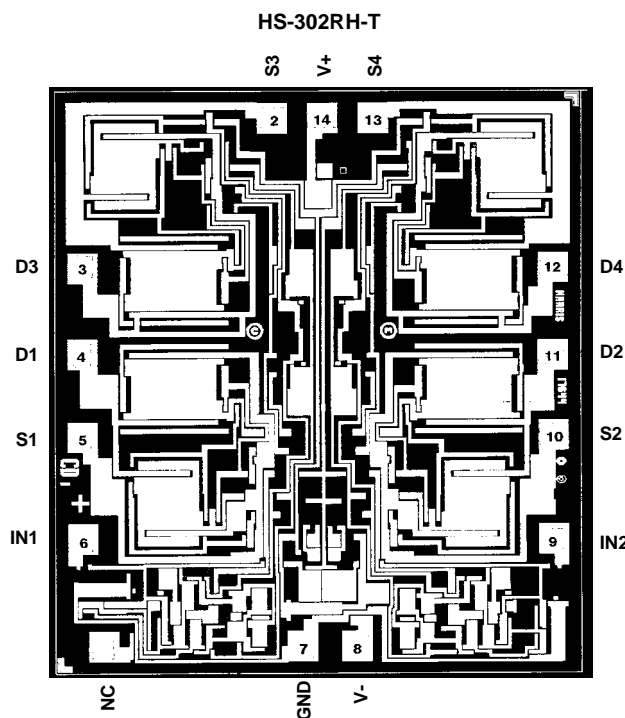
TRANSISTOR COUNT:

76

PROCESS:

Metal Gate CMOS, Dielectric Isolation

Metallization Mask Layout



All Intersil U.S. products are manufactured, assembled and tested utilizing ISO9000 quality systems. Intersil Corporation's quality certifications can be viewed at www.intersil.com/design/quality

Intersil products are sold by description only. Intersil Corporation reserves the right to make changes in circuit design, software and/or specifications at any time without notice. Accordingly, the reader is cautioned to verify that data sheets are current before placing orders. Information furnished by Intersil is believed to be accurate and reliable. However, no responsibility is assumed by Intersil or its subsidiaries for its use; nor for any infringements of patents or other rights of third parties which may result from its use. No license is granted by implication or otherwise under any patent or patent rights of Intersil or its subsidiaries.

For information regarding Intersil Corporation and its products, see www.intersil.com

Sales Office Headquarters

NORTH AMERICA

Intersil Corporation
7585 Irvine Center Drive
Suite 100
Irvine, CA 92618
TEL: (949) 341-7000
FAX: (949) 341-7123

Intersil Corporation
2401 Palm Bay Rd.
Palm Bay, FL 32905
TEL: (321) 724-7000
FAX: (321) 724-7946






EUROPE

Intersil Europe Sarl
Ave. William Grasse, 3
1006 Lausanne
Switzerland
TEL: +41 21 6140560
FAX: +41 21 6140579













ASIA

Intersil Corporation
Unit 1804 18/F Guangdong Water Building
83 Austin Road
TST, Kowloon Hong Kong
TEL: +852 2723 6339
FAX: +852 2730 1433

HS-302RH[Printer Friendly Version](#)**Rad-Hard CMOS Dual DPST Analog Switch**

 Datasheets, Related Docs & Simulations	 Description	 Key Features	 Parametric Data	 Related Devices
--	---	--	---	---

Ordering Information **RoHS/Pb-Free/Green Device**

Part No.	Design-In Status	Temp.	Package	MSL	SMD	Price US \$	
 HS0-302RH-Q	Active	Mil	Die (Military Visual)	N/A	-	Contact Us	
 HS1-302RH-8	Active	-	14 Ld SBDIP	N/A	5962R9581201QCC	Contact Us	
 HS1-302RH-Q	Active	-	14 Ld SBDIP	N/A	5962R9581201VCC	Contact Us	
 HS9-302RH-8	Active	-	14 Ld FlatPack	N/A	5962R9581201QXC	Contact Us	
 HS9-302RH-Q	Active	-	14 Ld FlatPack	N/A	5962R9581201VXC	Contact Us	
 HS1-302RH-T	InActive	-	14 Ld SBDIP	N/A	5962R9581201TCC	Contact Us	
 HS9-302RH-T	InActive	-	14 Ld FlatPack	N/A	5962R9581201TXC	Contact Us	

The price listed is the manufacturer's suggested retail price for quantities between 100 and 999 units. However, prices in today's market are fluid and may change without notice.

MSL = Moisture Sensitivity Level - per IPC/JEDEC J-STD-020

SMD = Standard Microcircuit Drawing

Description

Intersil's Satellite Applications Flow™ (SAF) devices are fully tested and guaranteed to 100kRAD Total Dose. These QML Class T devices are processed to a standard flow intended to meet the cost and shorter lead-time needs of large volume satellite manufacturers, while maintaining a high level of reliability.

The HS-302RH-T analog switch is a monolithic device fabricated using Radiation Hardened CMOS technology and the Intersil dielectric isolation process for latch-up free operation. Improved total dose hardness is obtained by layout (thin oxide tabs extending to a channel stop) and processing (hardened gate oxide). These switches offer lowresistance switching performance for analog voltages up to the supply rails. "ON" resistance is low and stays reasonably constant over the full range of operating voltage and current. "ON" resistance also stays reasonably constant when exposed to radiation, being typically 30Ω pre-rad and 35Ω post 100kRAD(Si). This device provide break-before-make switching.

Key Features

- QML Class T, Per MIL-PRF-38535
- Radiation Performance
 - Gamma Dose 1 x 10⁵ RAD(Si)
- No Latch-Up, Dielectrically Isolated Device Islands
- Pin for Pin Compatible with Intersil HI-302 Series Analog Switches
- Analog Signal Range 15V
- Low Leakage 100nA (Max, Post Rad)
- Low RON 60Ω (Max, Post Rad)
- Low Operating Power 100μA (Max, Post Rad)

Related Documentation



Application Note(s):

- [Use of Life Tested Parts](#)



Datasheet(s):

- [Radiation Hardened CMOS Dual DPST Analog Switch](#)



Military SMD(s):

- [Radiation Hardened CMOS Analog Switches](#)



Technical Homepage:

- [Military/Space ICs](#)



Parametric Data

RH Level

100
