

APPLICATIONS

- ✓ Military & Aerospace Data Line Protection
- ✓ RS-232 & RS-423 Data Lines
- ✓ Microprocessor Based Equipment
- ✓ Multiple Data & Power Bus Line Protection

IEC COMPATIBILITY (EN61000-4)


- ✓ 61000-4-2 (ESD): Air - 15kV, Contact - 8kV
- ✓ 61000-4-4 (EFT): 40A - 5/50ns
- ✓ 61000-4-5 (Surge): 24A, 8/20 μ s Level 2 (Line-Ground) & Level 3 (Line-Line)

FEATURES

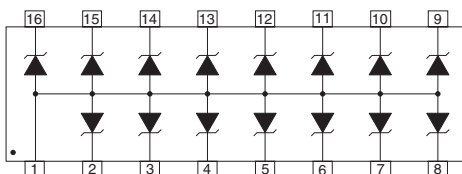
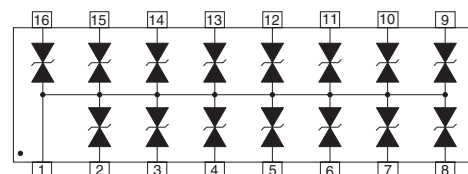
- ✓ MIL-STD-461 Compatible
- ✓ Protects I/O Devices
- ✓ Satisfies Military NEMP Requirements
- ✓ 1300 Watts Peak Pulse Power per Line ($t_p=8/20\mu s$)
- ✓ Unidirectional & Bidirectional Configurations
- ✓ ESD Protection > 40 kilovolts
- ✓ Internal Common Ground
- ✓ Available in Multiple Voltage Types: 5.0V to 30.0V
- ✓ Multiple TVS Array: Protects up to 15 Lines

MECHANICAL CHARACTERISTICS

- ✓ Ceramic 16 Pin Hermetically Sealed Package
- ✓ Weight 3.2 grams (Approximate)
- ✓ Flammability Rating UL 94V-0
- ✓ Marking: Logo, Part Number, Date Code & Pin One Defined By Flag on Lead
- ✓ Screening Available Upon Request - The DLZ series can be screened upon request for military requirements in accordance with MIL-PRF-19500 (applicable test). Standard screening is available based on the following options:
 - H1 - 100% screening per test plans 05227 & 05229
 - H2 - 100% screening per test plans 05228 & 05230
- ✓ Screening to DESC Drawing #94029 (Bidirectional) & #94030 (Unidirectional) is also available



PIN CONFIGURATIONS

UNIDIRECTIONAL

BIDIRECTIONAL


DLZ-5 thru DLZ-30CA

DEVICE CHARACTERISTICS

MAXIMUM RATINGS @ 25°C Unless Otherwise Specified

PARAMETER	SYMBOL	VALUE	UNITS
Peak Pulse Power ($t_p = 8/20\mu s$) - See Figure 1	P_{PP}	1300	Watts
Operating Temperature	T_L	-55 to 150	°C
Storage Temperature	T_{STG}	-55 to 150	°C
Forward Surge Rating (1/20 seconds) - Unidirectional Only	I_F	10	Amps

ELECTRICAL CHARACTERISTICS PER LINE @ 25°C Unless Otherwise Specified

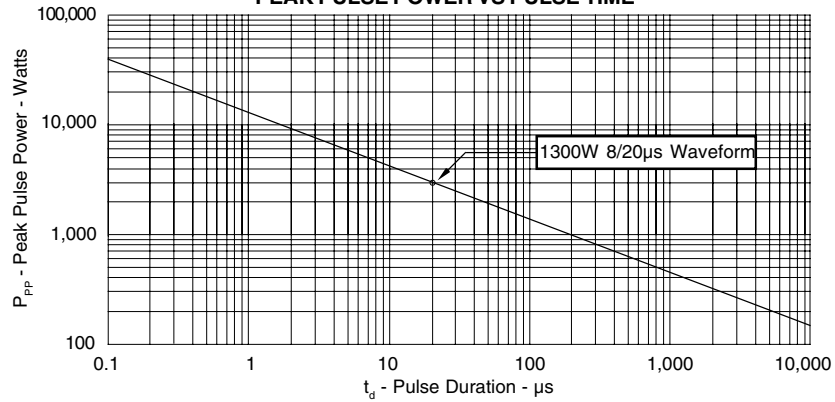
PART NUMBER (See Note 1)	RATED STAND-OFF VOLTAGE	MINIMUM BREAKDOWN VOLTAGE	MAXIMUM CLAMPING VOLTAGE (See Fig. 2)	MAXIMUM CLAMPING VOLTAGE (See Fig. 2)	MAXIMUM LEAKAGE CURRENT	MAXIMUM CAPACITANCE	TEMPERATURE COEFFICIENT OF $V_{(BR)}$
	V_{WM} VOLTS	@ 1mA $V_{(BR)}$ VOLTS	@ $I_P = 1A$ V_C VOLTS	@ 8/20 μs $V_C @ I_{PP}$	@ V_{WM} I_b μA	0V @ 1 MHz C pF	$qV_{(BR)}$ mV/°C
DLZ-5	5.0	6.0	10.2	19.2V @ 66A	200	880	5
DLZ-5A	5.0	6.0	9.5	18.1V @ 70A	200	880	5
DLZ-12	12.0	13.3	21.1	33.0V @ 41A	2	440	18
DLZ-12A	12.0	13.3	19.1	28.0V @ 48A	2	440	18
DLZ-17	17.0	19.2	30.4	40.0V @ 33A	2	330	20
DLZ-17A	17.0	19.2	27.5	37.4V @ 35A	2	330	20
DLZ-24	24.0	26.7	42.3	62.4V @ 21A	2	275	31
DLZ-24A	24.0	26.7	38.3	50.5V @ 26A	2	275	31
DLZ-30	30.0	33.3	52.8	62.9V @ 21A	2	220	39
DLZ-30A	30.0	33.3	47.8	60.0V @ 24A	2	220	39
DLZ-8C	8.0	8.5	13.4	29.0V @ 45A	10	440	9
DLZ-13C	13.0	14.4	22.8	34.0V @ 39A	4	385	18
DLZ-13CA	13.0	14.4	20.6	31.0V @ 43A	4	385	18
DLZ-19C	19.0	21.6	34.2	47.6V @ 28A	4	275	24
DLZ-19CA	19.0	21.6	31.0	40.5V @ 33A	4	275	24
DLZ-30C	30.0	33.3	52.8	68.7V @ 19A	4	165	39
DLZ-30CA	30.0	33.3	47.8	62.5V @ 21A	4	165	39

Note 1: Part numbers with a "C" suffix are bidirectional devices, i.e., DLZ-8C.

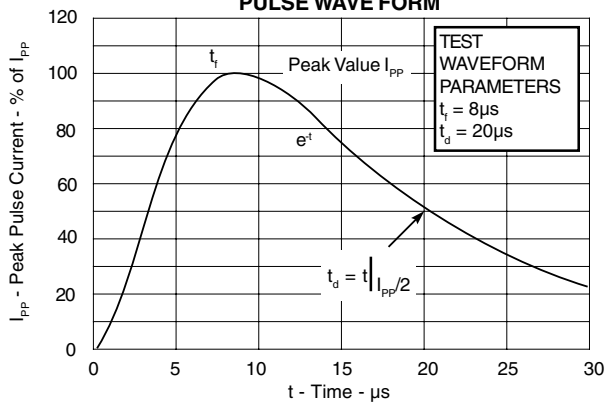
Note 2: $t_{clamping}$ (0V to V_{BR} min): Less than 1×10^{-12} seconds (10×10^{-9} seconds for bidirectional).

GRAPHS

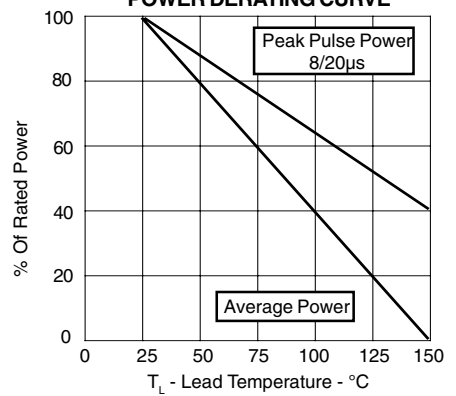
**FIGURE 1
PEAK PULSE POWER VS PULSE TIME**



**FIGURE 2
PULSE WAVE FORM**

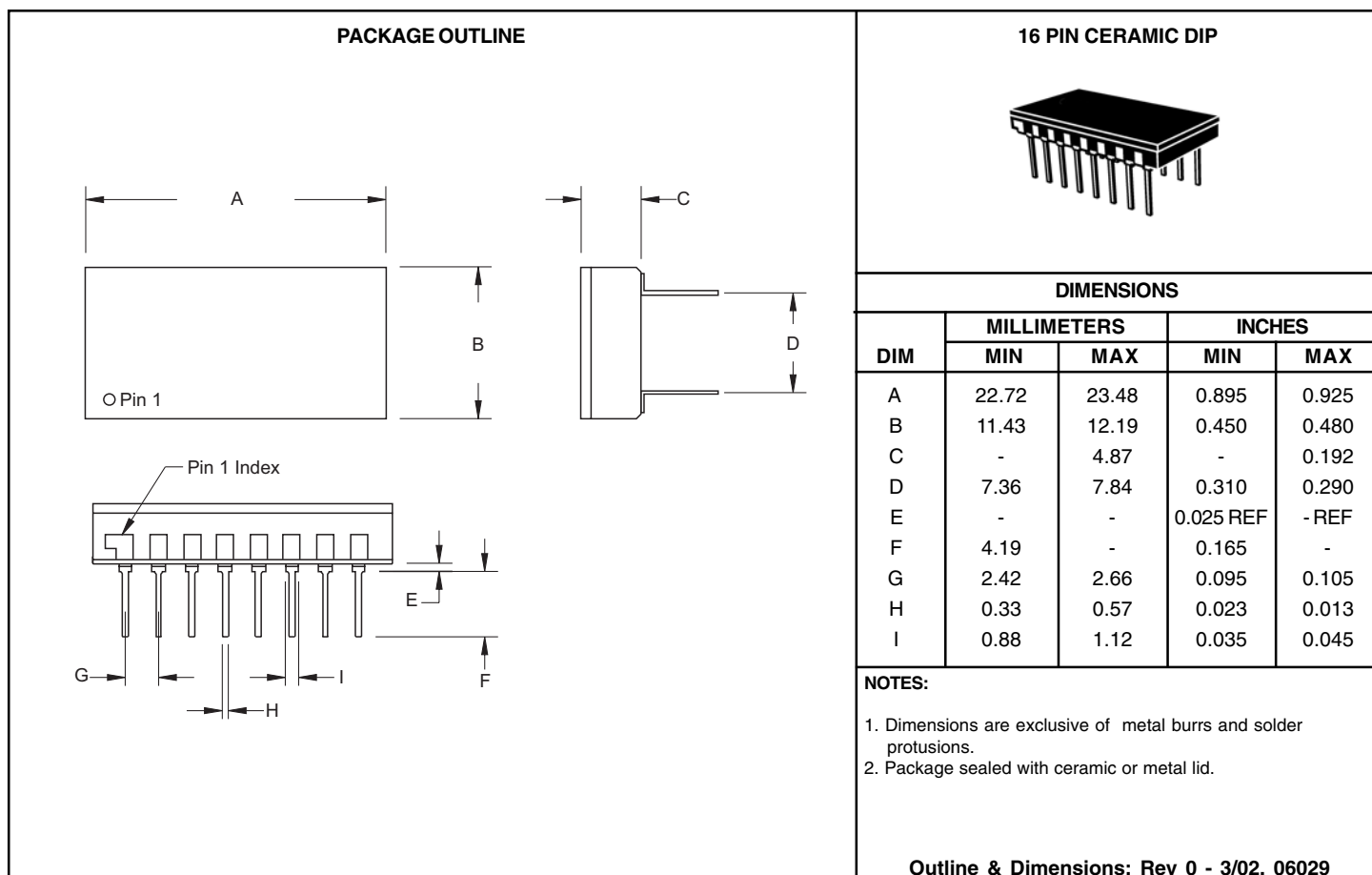


**FIGURE 3
POWER DERATING CURVE**



DLZ-5 thru DLZ-30CA

16 PIN CERAMIC PACKAGE OUTLINE & DIMENSIONS



COPYRIGHT © ProTek Devices 2007

SPECIFICATIONS: ProTek reserves the right to change the electrical and or mechanical characteristics described herein without notice (except JEDEC).

DESIGN CHANGES: ProTek reserves the right to discontinue product lines without notice, and that the final judgement concerning selection and specifications is the buyer's and that in furnishing engineering and technical assistance, ProTek assumes no responsibility with respect to the selection or specifications of such products.

ProTek Devices
 2929 South Fair Lane, Tempe, AZ 85282
 Tel: 602-431-8101 Fax: 602-431-2288
 E-Mail: sales@protekdevices.com
 Web Site: www.protekdevices.com