

Power Schottky Rectifier - 2Amp 20~100Volt

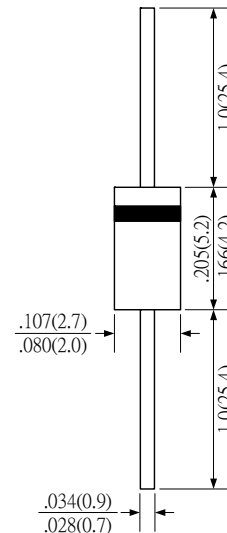
Features

- Low forward voltage drop
- High current capability
- High reliability
- High surge current capability
- Epitaxial construction

Mechanical data

- Case : Molded plastic
- Epoxy : UL 94V-0 rate flame retardant
- Lead : Axial leads, solderable per MIL-STD-202,method 208 guaranteed
- Polarity : Color band denotes cathode end
- Mounting position : Any
- Weight : 0.34 grams

D0-41



Maximum ratings and Electrical characteristics

TYPE	SB220	SB230	SB240	SB250	SB260	SB280	SB2100	UNIT
Maximum Recurrent Peak Reverse Voltage	20	30	40	50	60	80	100	V
Maximum RMS Voltage	14	21	28	35	42	56	70	V
Maximum DC Blocking Voltage	20	30	40	50	60	80	100	V
Maximum Average Forward Rectified Current	2.0							A
Peak Forward Surge Current, 8.3ms single half sine-wave superimposed on rated load	50							A
Maximum Instantaneous Forward Voltage at 2.0A	0.55		0.65		0.82		V	
Maximum DC Reverse Current at Rated DC Blocking Voltage	Ta = 25°C	0.5		0.3		0.01		mA
	Ta = 100°C	20		15		10		
Typical Junction Capacitance	170							pF
Typical Thermal Resistance R _{θJA}	35							°C/W
Operating Temperature Range T _J	-50 - 125							°C
Storage Temperature Range T _{STG}	-65 - 150							°C

Note: Pulse Test : 380μs pulse width, 2% duty cycle

August 2007 / Rev.5

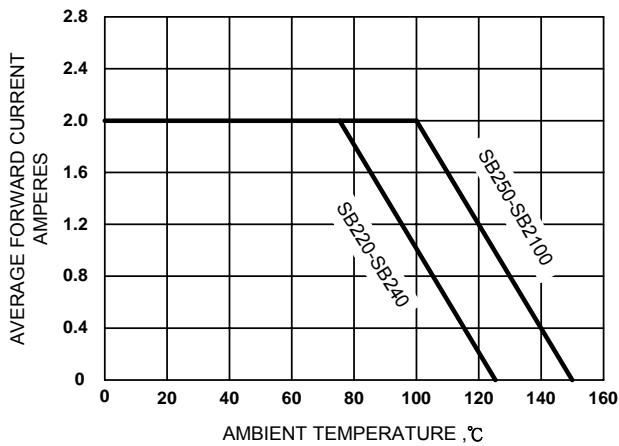


Figure 1. Forward Current Derating Curve

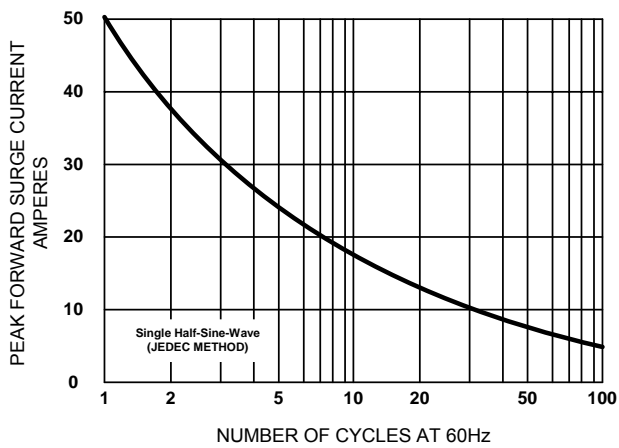


Figure 2. Maximum Non-repetitive Surge Current

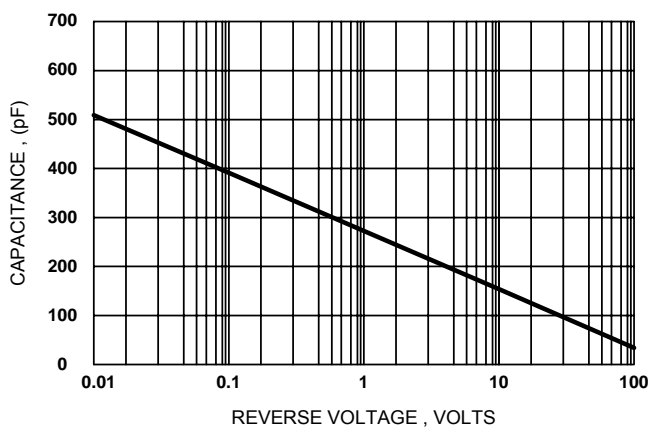


Figure 3. Typical Junction Capacitance

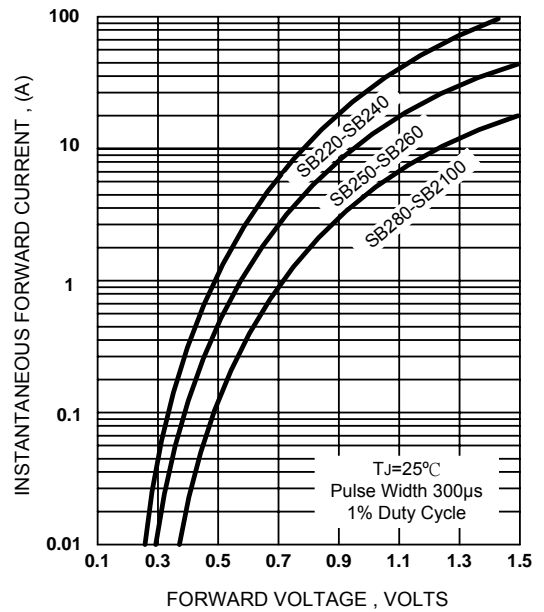


Figure 4. Typical Forward Characteristics

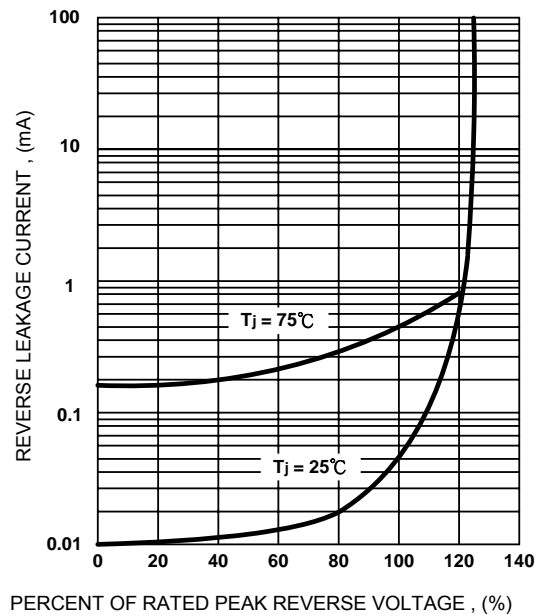


Figure 5. Typical Reverse Characteristics