



# DATA SHEET

## SB320E~SB360E

### SCHOTTKY BARRIER RECTIFIERS

**VOLTAGE** 20 to 60 Volts **CURRENT** 3.0 Amperes

DO-201AD

Unit: inch(mm)

#### FEATURES

- Plastic package has Underwriters Laboratory Flammability Classification 94V-O utilizing Flame Retardant Epoxy Molding Compound.
- Exceeds environmental standards of MIL-S-19500/228
- For use in low voltage,high frequency inverters ,free wheeling , and polarity protection applications .
- Pb free product are available : 99% Sn above can meet Rohs environment substance directive request
- ESD Passed devices : Air mode 15KV ,human body mode 8KV

#### MECHANICALDATA

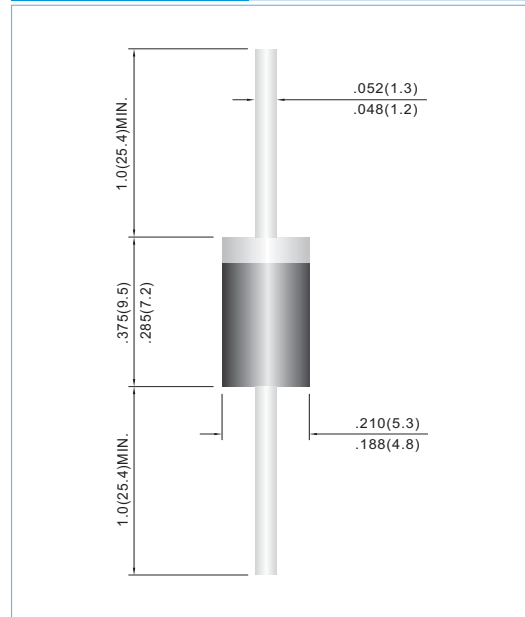
Case: DO-201AD Molded plastic

Terminals: Axial leads, solderable per MIL-STD-202G,Method 208

Polarity: Color band denotes cathode

Mounting Position: Any

Weight: 0.04 ounces, 1.1 grams



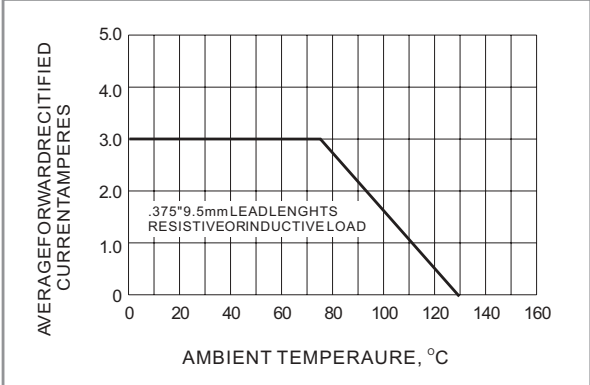
#### MAXIMUM RATINGS AND ELECTRICAL CHARACTERISTICS

Ratings at 25°C ambient temperature unless otherwise specified. Single phase, half wave, 60Hz, resistive or inductive load.

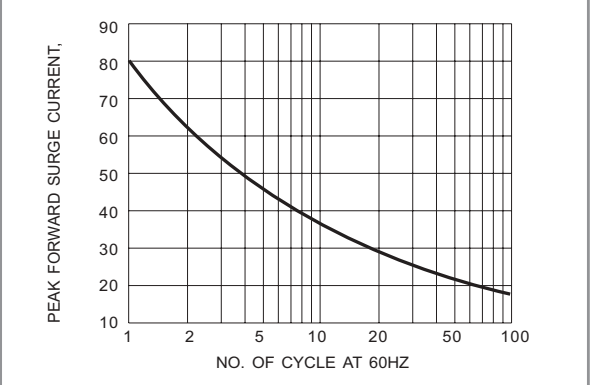
PARAMETER	SYMBOL	SB320E	SB330E	SB340E	SB350E	SB360E	UNITS
Maximum Recurrent Peak Reverse Voltage	$V_{RRM}$	20	30	40	50	60	V
Maximum RMS Voltage	$V_{RMS}$	14	21	28	35	42	V
Maximum DC Blocking Voltage	$V_{DC}$	20	30	40	50	60	V
Maximum Average Forward Rectified Current .375" (9.5mm) lead length at $T_A = 75^\circ C$	$I_{AV}$	3.0					A
Peak Forward Surge Current :8.3ms single half sine-wave superimposed on rated load(JEDEC method)	$I_{FSM}$	80					A
Maximum Forward Voltage at 3.0A	$V_F$	0.50			0.75		V
Maximum DC Reverse Current $T_A=25^\circ C$ at Rated DC Blocking Voltage $T_A=100^\circ C$	$I_R$				0.5 30		mA
Maximum Thermal Resistance	$R_{\theta JA}$	20					$^\circ C / W$
Operating Junction and Storage Temperature Range	$T_J, T_{STG}$	-50 TO +125					$^\circ C$



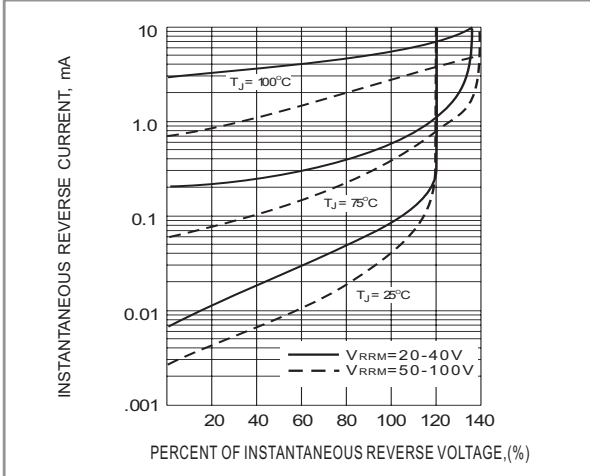
**RATING AND CHARACTERISTIC CURVES**



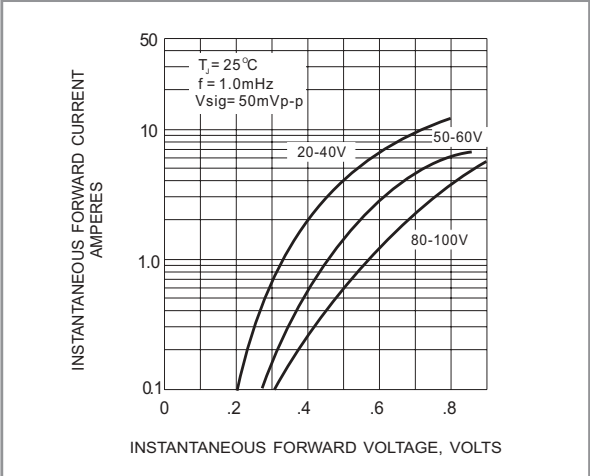
**Fig.1- FORWARD CURRENT DERATING CURVE**



**Fig.2- MAXIMUM NON - REPETITIVE SURGE CURRENT**



**Fig.3- TYPICAL REVERSE CHARACTERISTICS**



**Fig.4- TYPICAL INSTANTANEOUS FORWARD CHARACTERISTICS**