



Features


- ◇ For RF SAW filter
- ◇ Single-ended operation
- ◇ Ceramic Surface Mount Package
- ◇ Small size
- ◇ No matching required for operation at 50Ω
- ◇ RoHS compliant (2002/95/EC), Pb-free

Specifications

Parameter	Unit	Minimum	Typical	Maximum
Center Frequency	MHz	-	897.5	-
Insertion Loss(885.5~909.5MHz)	dB	-	1.4	2.5
Passband Variation(885.5~909.5MHz)	dB	-	0.6	1
VSWR(885.5~909.5MHz)	-	-	1.8	2
Ultimate Rejection(930.5~954.5MHz)	dB	20	28	-
Material Temperature coefficient	KHz/°C	-28.7		
Substrate Material	-	42LT		
Ambient Temperature	°C	25		
Operating Temperature Range	°C	-40	-	+85
DC Voltage	V	0		
Input Power	dBm	-	-	10
ESD Class	-	1A		
Package Size	SMD3.0*3.0			

Notes:

1. All specifications are based on the test circuit shown;
2. In production, all specifications are measured by Agilent Network analyzer and full 2 port calibration at room temperature;
3. Electrical margin has been built into the design to account for the variations due to temperature drift and manufacturing tolerances;
4. This is the optimum impedance in order to achieve the performance show.

	SIPAT Co., Ltd. (CETC No.26 Research Institute) #14 Nanping Huayuan Road, Chongqing, China, 400060	Part Number	LBT89702	
		Rev. Date	2011-03-15	
		Ver.	1.0	Page 1/3

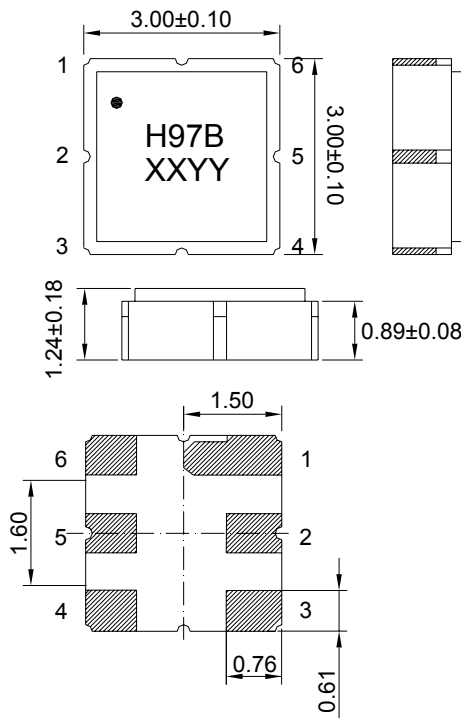
Matching Configuration



Source/Load Impedance=50 ohm

Notes - Component values may change depending on board layout.

Package Dimension



Pad Configuration:

Input 2
Output 5
Ground All Others

Marking Configuration:

- 1) •: Pad Number 1 Index
- 2) H97B: Part Number
- 3) XXYY: Date(Year/month)

Package: SMD3.0*3.0

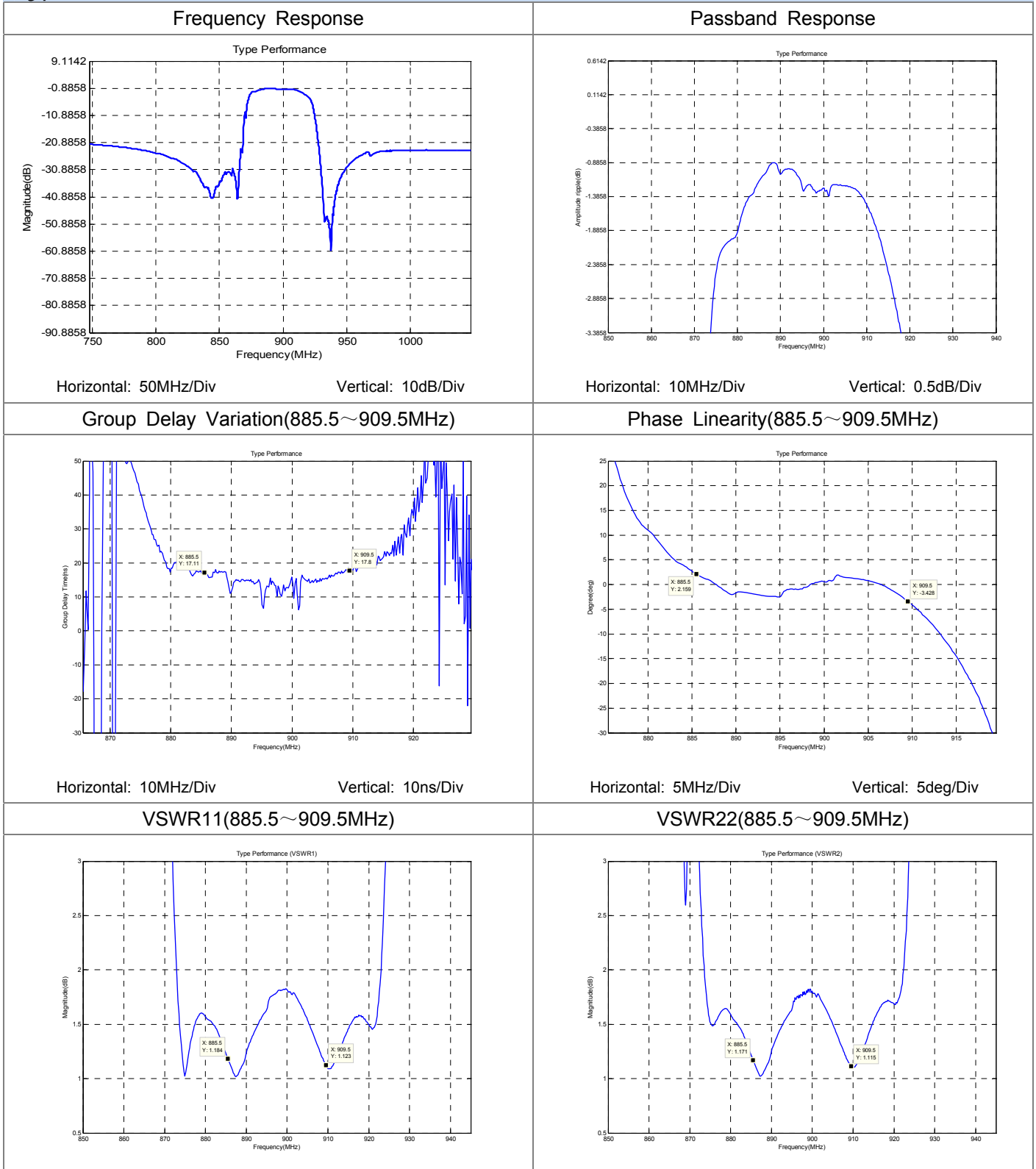
Unit: mm



SIPAT Co., Ltd.
(CETC No.26 Research Institute)
#14 Nanping Huayuan Road,
Chongqing, China, 400060

Part Number	LBT89702	
Rev. Date	2011-03-15	
Ver.	1.0	Page 2/3

Typical Performance



SIPAT Co., Ltd.
(CETC No.26 Research Institute)
#14 Nanping Huayuan Road,
Chongqing, China, 400060

Part Number	LBT89702	
Rev. Date	2011-03-15	
Ver.	1.0	Page 3/3