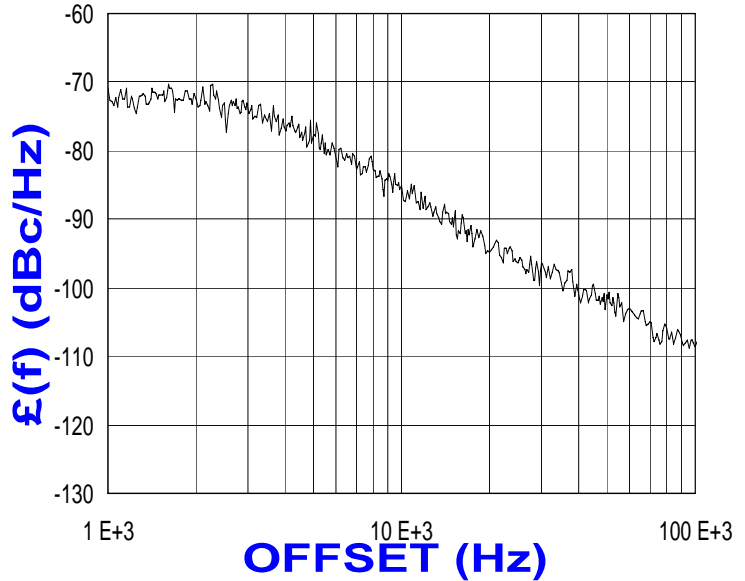




**PHASE NOISE (1 Hz BW, typical)**



FEATURES
• Frequency Range: 2344 - 2544 MHz
• Step Size: 500 KHz
• PLL-24 - Style Package
APPLICATIONS
• Telecommunications
• Satellite
• Telemetry

PERFORMANCE SPECIFICATIONS	VALUE	UNITS
Frequency Range	2344 - 2544	MHz
Phase Noise @ 10 kHz offset (1 Hz BW, typ.)	-86	dBc/Hz
Harmonic Suppression (2nd, typ.)	-15	dBc
Sideband Spurs (typ.)	-70	dBc
Power Output	2±3	dBm
Load Impedance	50	$\Omega$
Step Size	500	kHz
Charge Pump Output Current	2500	$\mu$ A
Switching Speed (typ., adjacent channel)	1.5	mSec
Startup Lock Time (typ.)	2.5	mSec
Operating Temperature Range	-15 to 70	$^{\circ}$ C
Package Style	PLL-24	
POWER SUPPLY REQUIREMENTS		
Supply Voltage (Vcc, nom.)	5	Vdc
Supply Current (Icc, typ.)	27	mA

All specifications are typical unless otherwise noted and subject to change without notice.

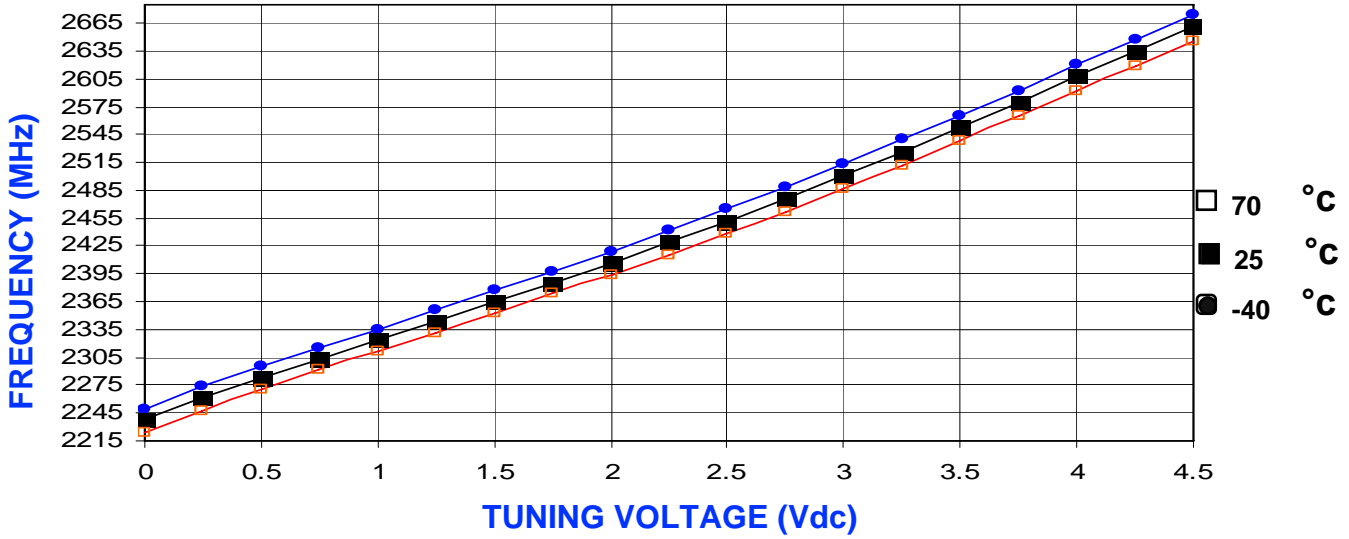
APPLICATION NOTES
• AN-107 : How to Solder Z-COMM VCOs / PLLs
• AN-202 : PLL Functional Description

**NOTES:**

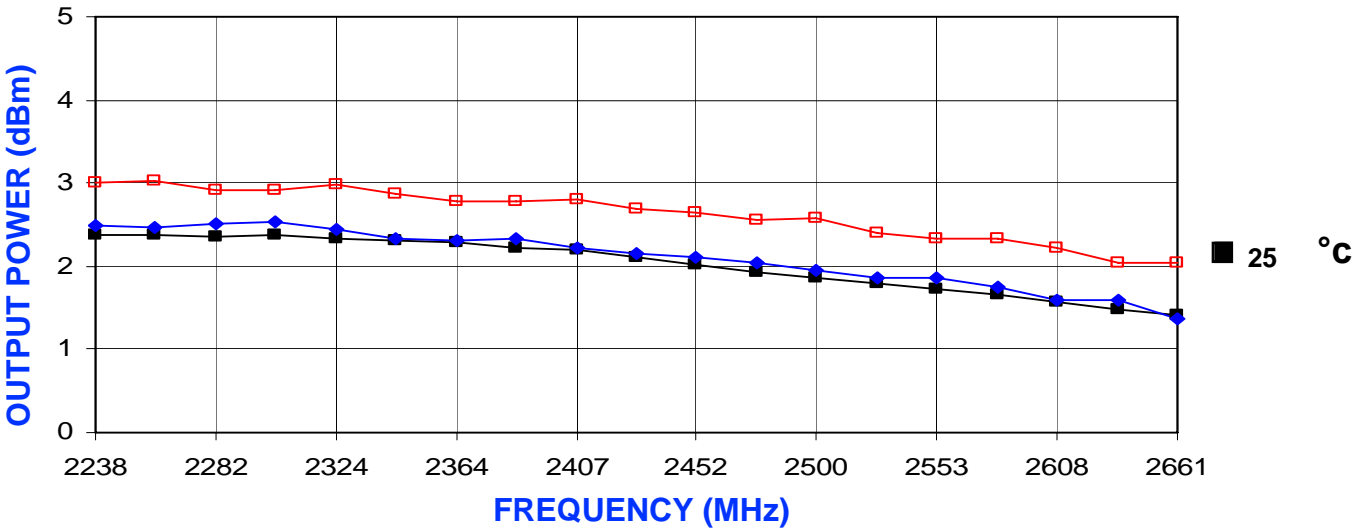
Reference Oscillator Signal:  $5 \text{ MHz} < f_{\text{osc}} < 100 \text{ MHz}$   
 Frequency Synthesizer: Analog Devices - ADF4106

Prescaler: 32

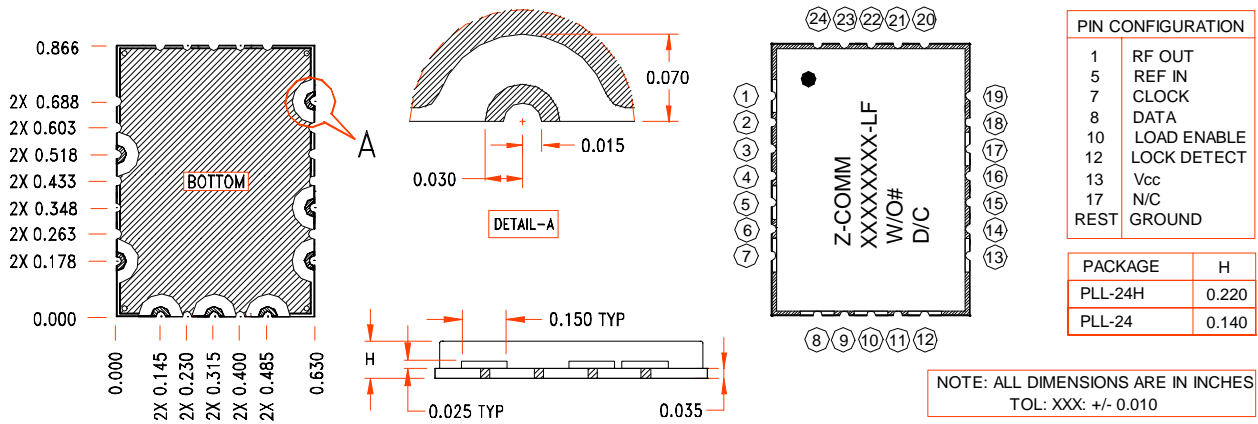
VCO TUNING CURVE, typ.



VCO POWER CURVE, typ.



PHYSICAL DIMENSIONS



PIN CONFIGURATION

1	RF OUT
5	REF IN
7	CLOCK
8	DATA
10	LOAD ENABLE
12	LOCK DETECT
13	Vcc
17	N/C
REST	GROUND

PACKAGE	H
PLL-24H	0.220
PLL-24	0.140

NOTE: ALL DIMENSIONS ARE IN INCHES  
TOL: XXX: +/- 0.010