


C&K ET Series Sealed Subminiature Rocker Switches

Features/Benefits

- Sealed against solder and cleaning process contaminants
- Rocker, bushing & case—UL 94V-0
- Small footprint—saves space
- RoHS compliant

Typical Applications

- Telecommunications
- Instrumentation
- Computers & peripherals



Specifications

CONTACT RATING: B contact material: 0.4 VA max. @ 20 V AC or DC max. Q contact material: Copper alloy, silver plated. See page H-44 for additional ratings.

ELECTRICAL LIFE: ETX1 models: 60,000 make-and-break cycles at full load. All other models: 30,000 cycles.

CONTACT RESISTANCE: Below 20 m Ω typ. initial @ 2-4 V DC, 100 mA, for both silver and gold plated contacts.

INSULATION RESISTANCE: 10⁹ Ω min.

DIELECTRIC STRENGTH: 1000 Vrms min. @ sea level.

OPERATING TEMPERATURE: -30°C to 85°C.

SOLDERABILITY: Per MIL-STD-202F method 208D, or EIA RS-186E method 9 (1 hour steam aging).

PACKAGING: Surface mount switches standard in tape and reel packaging, see page H-46 for drawings and reel information.

Materials

CASE & BUSHING: Glass filled nylon 6/6, flame retardant, heat stabilized (UL 94V-0). SA and SA1 surface mount: High temperature material, glass filled 46 nylon, flame retardant, heat stabilized (UL 94V-0).

ACTUATOR: Nylon, black standard. Internal o-ring seal standard with all actuators. SA surface mount: High temperature material, glass filled 46 nylon, flame retardant, heat stabilized (UL 94V-0).

SWITCH SUPPORT: Brass, matte-tin plated.

CONTACTS & TERMINALS: B contact material: Copper alloy, with gold plate over nickel plate. Q contact material: Copper alloy, silver plated. See page H-44 for additional contact materials.

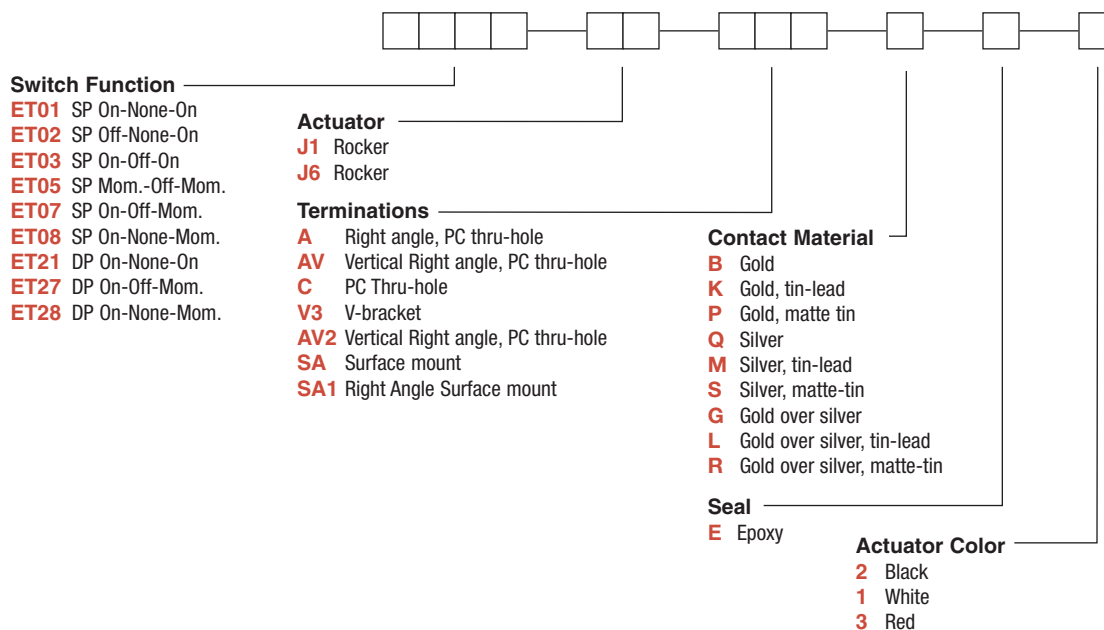
TERMINAL SEAL: Epoxy.

NOTE: Any models supplied with Q, B, G, S, P & R contact material are RoHS compliant. For the latest information regarding RoHS compliance, please go to: www.ittcannon.com/rohs.

NOTE: Specifications and materials listed above are for switches with standard options. For information on specific and custom switches, consult Customer Service Center.

Build-A-Switch

To order, simply select desired option from each category and place in the appropriate box. Available options are shown and described on pages H-41 thru H-46. For additional options not shown in catalog, consult Customer Service Center. All models are process sealed to withstand machine soldering temperatures and pressure wash cleaning methods.



Rocker



H



Dimensions are shown: Inch (mm)
Specifications and dimensions subject to change

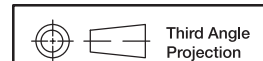
C&K ET Series Sealed Subminiature Rocker Switches

SWITCH FUNCTION

NO. POLES	MODEL NO.	SWITCH FUNCTION			CONNECTED TERMINALS			SCHEMATIC
		POS. 1	POS. 2	POS. 3	POS. 1	POS. 2	POS. 3	
SP	ET01	ON	NONE	ON	2-3	N/A	2-1	
	ET03	ON	OFF	ON		N/A		
	ET05	MOM.	OFF	MOM.		OPEN		
	ET07	ON	OFF	MOM.	N/A			
	ET08	ON	NONE	MOM.	N/A			
	ET02	OFF	NONE	ON	OPEN	N/A	3-1	
<p>SPDT</p> <div style="display: flex; justify-content: space-around; align-items: flex-start;"> <div style="text-align: left;"> <p>Part number shown: ET01J6CBE2</p> </div> <div style="text-align: center;"> <p>ET02 Models: Omit terminal 2</p> </div> <div style="text-align: right;"> <p>Terminal Nos. For Reference Only</p> </div> </div>								
DP	ET21	ON	NONE	ON	2-3,5-6	N/A	2-1,5-4	
	ET27	ON	OFF	MOM.		OPEN		
	ET28	ON	NONE	MOM.		N/A		
<p>DPDT</p> <div style="display: flex; justify-content: space-around; align-items: flex-start;"> <div style="text-align: left;"> <p>Part number shown: ET21J6CBE2</p> </div> <div style="text-align: center;"> <p>Terminal Nos. For Reference Only</p> </div> <div style="text-align: right;"> <p>Terminal Nos. For Reference Only</p> </div> </div>								

MOM. = Momentary

All models with all options when ordered with G, L, M, S & R or Q contact material.



Third Angle
Projection

Dimensions are shown: Inch (mm)
Specifications and dimensions subject to change

Rocker

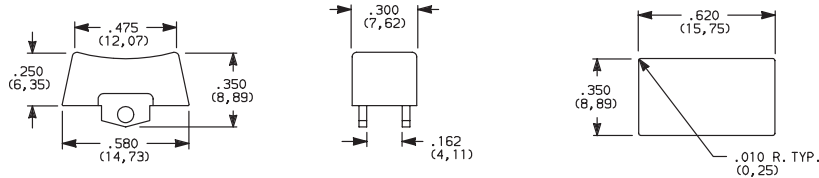


H

C&K ET Series Sealed Subminiature Rocker Switches

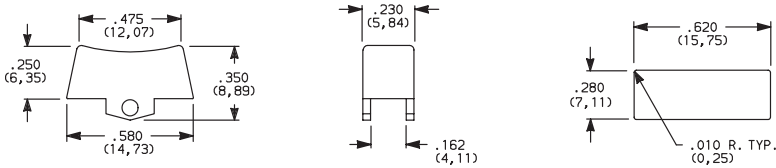
ACTUATOR

J1 ROCKER



Available with all models except ET0X with A & SA & SA1 terminations.

J6 ROCKER



Standard with ET0X model with A & SA & SA1 terminations.

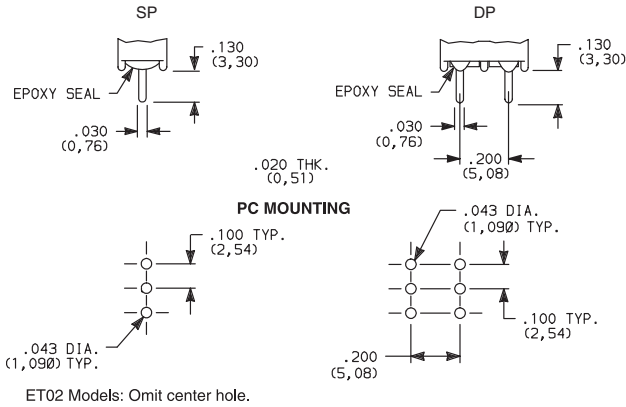
OPTION CODE	ACTUATOR COLOR
2	BLACK
1	WHITE
3	RED

Actuators available separately, see page H-45. Finish: Matte. Other colors, custom actuator markings and legends available, consult Customer Service Center.

NOTE: Internal o-ring actuator seal standard.

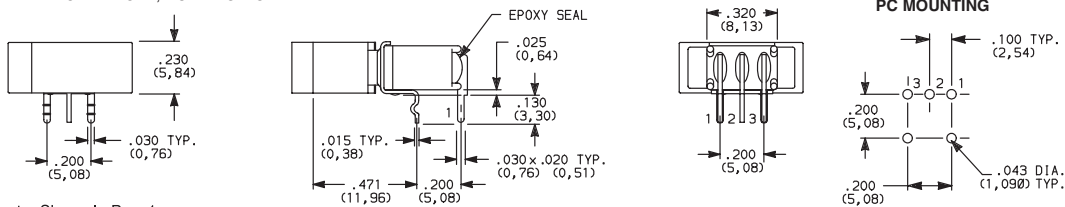
TERMINATIONS

C PC THRU-HOLE



SP & DP

A RIGHT ANGLE, PC THRU-HOLE



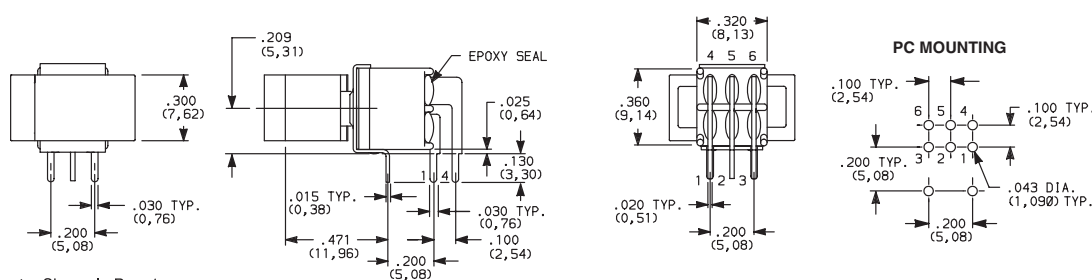
Actuator Shown In Pos. 1

Not available with ET02 model.
J6 actuator std. only on ET0X models with A terminations.



ET01J6ABE2
Horizontal Actuation
SPDT

A RIGHT ANGLE, PC THRU-HOLE



Actuator Shown In Pos. 1



ET21J1ABE2
Horizontal Actuation
DPDT

Rocker



H



Third Angle Projection
Dimensions are shown: Inch (mm)
Specifications and dimensions subject to change

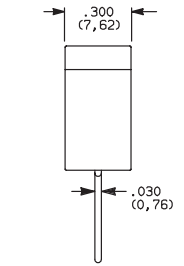
C&K ET Series Sealed Subminiature Rocker Switches

TERMINATIONS

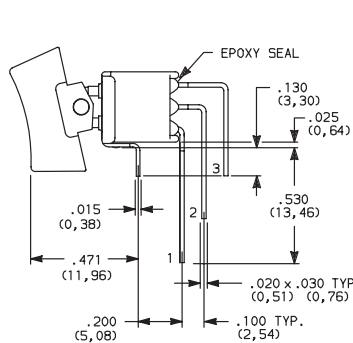
AV VERTICAL RIGHT ANGLE, PC THRU-HOLE



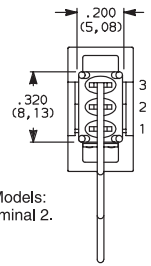
ET01J1AVBE2
Vertical Actuation
SPDT



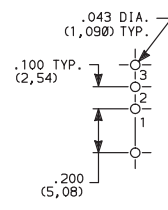
Actuator Shown In Pos. 1




ET02 Models:
Omit terminal 2.



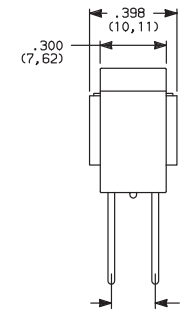
PC MOUNTING



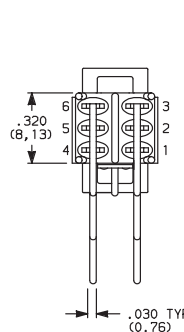
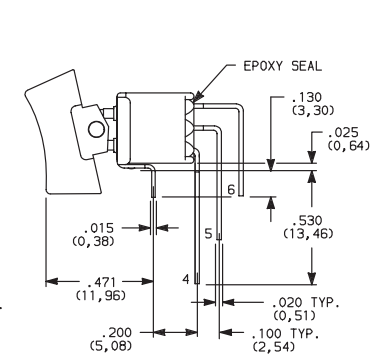
AV VERTICAL RIGHT ANGLE, PC THRU-HOLE



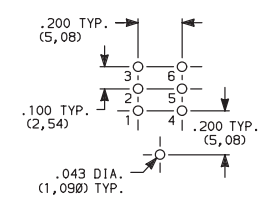
ET21J1AVBE2
Vertical Actuation
DPDT



Actuator Shown In Pos. 1



PC MOUNTING

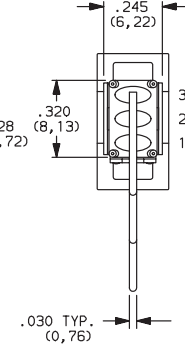
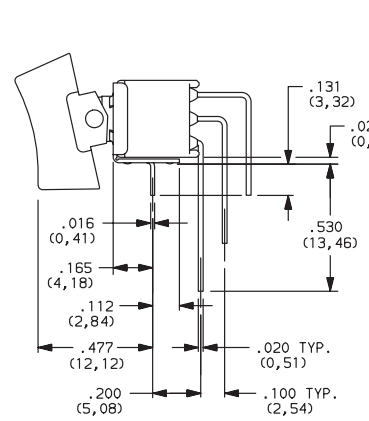
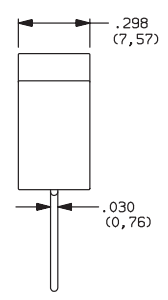


NOTE: Terminal bend radii and lead-in manufacturing option.

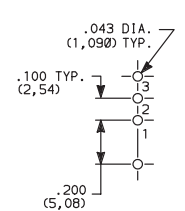
AV2 VERTICAL RIGHT ANGLE, PC THRU-HOLE



ET01J1AV2BE2
Vertical Actuation
SPDT



PC MOUNTING



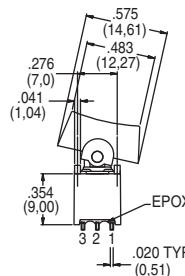
SA1 SURFACE MOUNT

NOTE: Available in B contact material only.

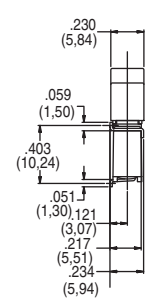
Available in J6 actuator black only.

Not available in ET02.

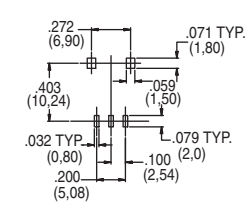
NOTE: Standard with tape & reel packaging, see page H-45.



ACTUATOR SHOWN POS. 1



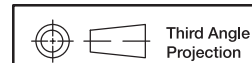
PC MOUNTING



SMT



ETA01J6SA1BE2
Horizontal Actuation
SPDT



Third Angle Projection
Dimensions are shown: Inch (mm)
Specifications and dimensions subject to change

Rocker

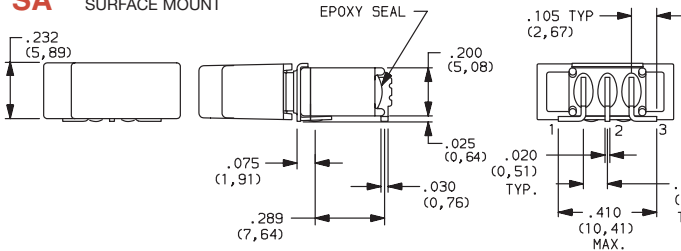


H

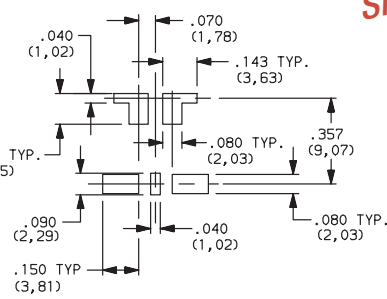
C&K ET Series Sealed Subminiature Rocker Switches

TERMINATIONS

SA SURFACE MOUNT



PANEL MOUNTING



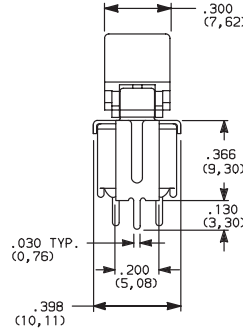
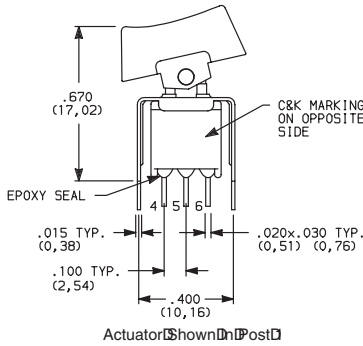
SMT



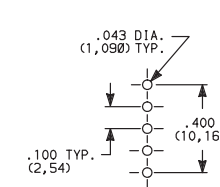
ET01J6SAKE2
Horizontal Actuation
SPDT

NOTE: Standard with tape & reel packaging, see page H-44.
Available with K contact material only.

V3 VERTICAL MOUNT, V-BRACKET

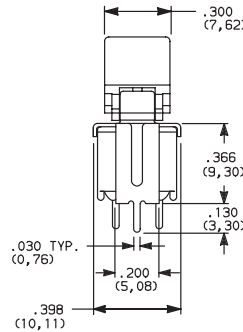
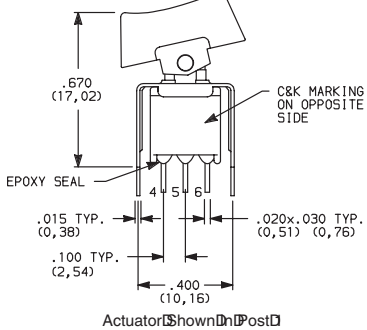


PC MOUNTING

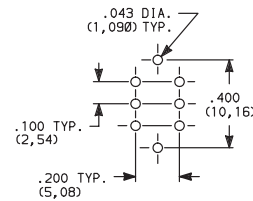


ET01J1V3BE2
SPDT

V3 VERTICAL MOUNT, V-BRACKET



PC MOUNTING



ET21J1V3BE2
DPDT

CONTACT MATERIAL

OPTION CODE	RoHS COMPLIANT *	RoHS COMPATIBLE *	CONTACT MATERIAL	TERMINAL PLATING	RATINGS	
B	YES	YES	GOLD 1	GOLD 1	LOW LEVEL/ DRY CIRCUIT	0.4 VA MAX. @ 20 V AC OR DC MAX.
K	NO	YES		TIN-LEAD 6		
P	YES	YES		MATTE-TIN 7		
Q	YES	YES	SILVER 4,5	SILVER 5	POWER	ETX1 MODELS: 3 AMPS @ 120 V AC OR 28 V DC. ALL OTHER MODELS: 2 AMPS @ 120 V AC OR 28 V DC.
M	NO	YES		TIN-LEAD 6		
S	YES	YES		MATTE-TIN 7		
G	YES	YES	GOLD OVER SILVER 2,3	GOLD 3	LOW LEVEL/DRY CIRCUIT OR POWER	ETX1 MODELS: 0.4 VA MAX @ 20 V AC OR DC MAX. OR 3 AMPS @ 120 V AC OR 28 V DC. ALL OTHER MODELS: 0.4 VA MAX @ 20 V AC OR DC MAX. OR 2 AMPS @ 120 V AC OR 28 V DC.
L	NO	YES		TIN-LEAD 6		
R	YES	YES		MATTE-TIN 7		

* Note: See Technical Data section of this catalog for RoHS compliant and compatible definitions and specifications.

1 CONTACTS & TERMINALS: Copper alloy, with gold plate over nickel plate.

2 END CONTACTS: Coin silver, with gold plate over nickel plate.

3 CENTER CONTACTS & ALL TERMINALS: Copper alloy, with gold plate over nickel plate.

4 END CONTACTS: Coin silver, silver plated.

5 CENTER CONTACT & ALL TERMINALS: Copper alloy, silver plated.

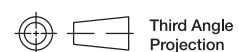
6 TERMINALS: Copper alloy, with tin-lead alloy over nickel plate.

7 TERMINALS: Copper alloy, with matte-tin over nickel plate.

NOTE: Any models supplied with Q, B, G, S, P & R contact material are RoHS compliant.

For the latest information regarding RoHS compliance, please go to: www.ittcannon.com/rohs.

All models with all options when ordered with G, L, M, Q, S & R contact material.



Third Angle Projection

Dimensions are shown: Inch (mm)
Specifications and dimensions subject to change

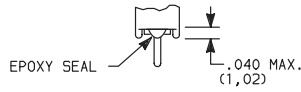
www.ittcannon.com



C&K ET Series Sealed Subminiature Rocker Switches

SEAL 

E EPOXY SEAL



AVAILABLE HARDWARE

J1 Actuator



J6 Actuator



PART NO.

261A01000 WHITE
261A02263 BLACK
261A03000 RED

Material: Nylon
Finish: Matte

NOT AVAILABLE WITH A, SA, SA1

PART NO.

260A01000 WHITE
260A02263 BLACK
260A03000 RED

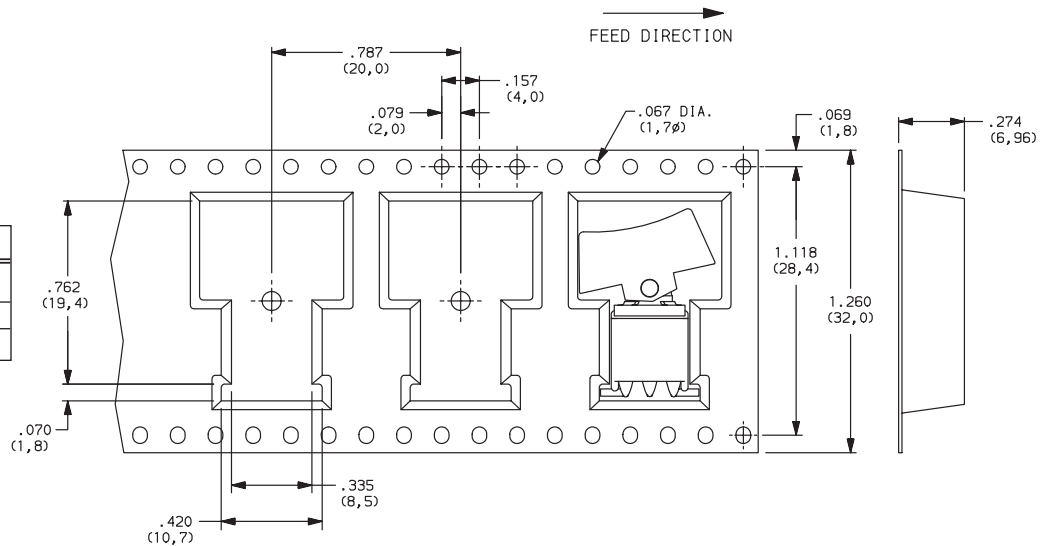
Material: Nylon
Finish: Matte
For Hi Temp, Consult Factory

NOTE: Other colors available,
consult Customer Service Center.

TAPE & REEL SA TERMINATION

ET01J6SAKE (SHOWN)

REEL INFORMATION	
OUTSIDE DIAMETER	13.00 (330,0)
PILOT HOLE	.512 (13,0)
QUANTITY PER REEL	500



Dimensions are shown: Inch (mm)
Specifications and dimensions subject to change

Rocker

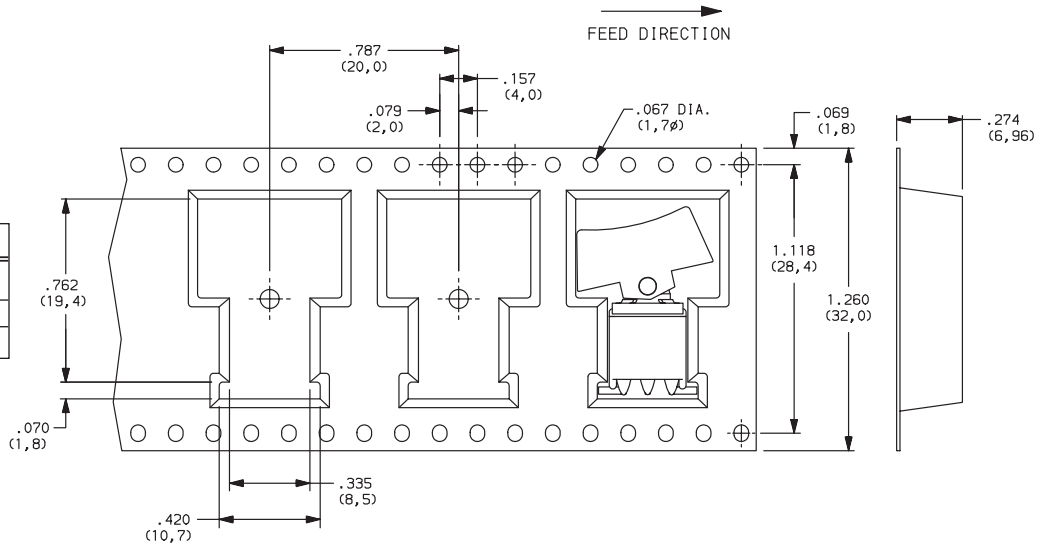


C&K ET Series Sealed Subminiature Rocker Switches

TAPE & REEL SA TERMINATION

ET01J6SA1BE (SHOWN)

REEL INFORMATION	
OUTSIDE DIAMETER	13.00 (330,0)
PILOT HOLE	.795 (20,20)
QUANTITY PER REEL	450



Third Angle Projection
Dimensions are shown: Inch (mm)
Specifications and dimensions subject to change

