


# .093" (2,36mm) Power Connector



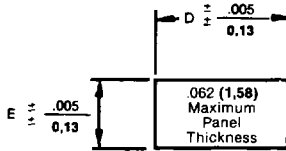
## 1991 International

- UL File No. E-29179  
CSA File No. LR-19980
- Up to 12 amperes per circuit\*
- 600 volt rating\*
- Positive lock
- 3 to 15 circuit housings

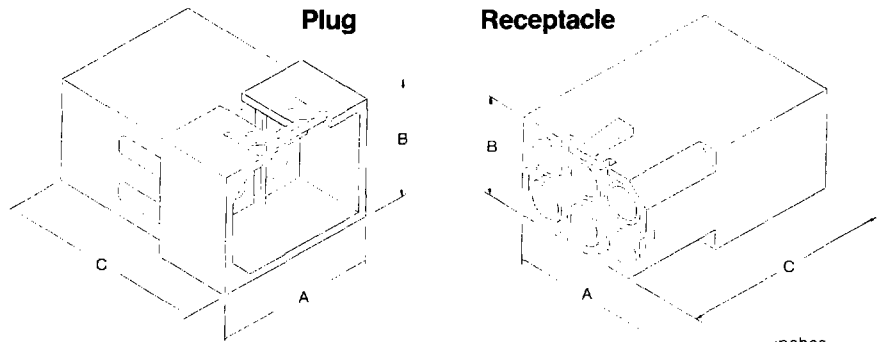


Plug

Receptacle



Mounting Hole Detail



inches  
mm

### Ordering Information (Order Terminals on Pages 15K and 16K)

	1991-3**	1991-4**	1991-6	1991-9	1991-12	1991-15
Ckt. I.D. Shown in Mating Side of Receptacle; Wire Side of Plug						
Engineering No. / Circuit Size	1991-3** / 3	1991-4** / 4	1991-6 / 6	1991-9 / 9	1991-12 / 12	1991-15 / 15
Amperes/Circuit (Max)* / Voltage Rating (Max)*	11 / 600	9 / 600	9 / 600	8 / 600	6 / 600	6 / 600
<b>RECEPTACLE Order No.</b>						
Panel Mount	19-09-1031	19-09-1041	19-09-1061	19-09-1091	19-09-1121	19-09-1151
Free Hanging	19-09-1032	19-09-1042	19-09-1062	19-09-1092	19-09-1122	19-09-1152
Dimension A	.76 (19,3)	1.01 (25,7)	.780 (19,8)	.79 (20,1)	1.03 (26,2)	1.28 (32,6)
B	.25 (6,4)	.25 (6,4)	.53 (13,5)	.79 (20,1)	.79 (20,1)	.79 (20,1)
C	1.14 (28,9)	1.14 (28,9)	1.14 (28,9)	1.14 (28,9)	1.14 (28,9)	1.14 (28,9)
Panel Cutout	.920 (23,37)	1.168 (29,67)	.946 (24,03)	.946 (24,03)	1.094 (30,33)	1.442 (36,63)
E	.310 (7,87)	.311 (7,90)	.608 (15,44)	.850 (21,59)	.850 (21,59)	.850 (21,59)
<b>PLUG Order No.</b>						
Panel Mount	19-09-2031	19-09-2041	19-09-2061	19-09-2091	19-09-2122	19-09-2153
Free Hanging	19-09-2032	19-09-2042	19-09-2062	19-09-2092	19-09-2121	19-09-2151
Dimension A	.86 (21,8)	1.110 (28,2)	.89 (22,6)	.89 (22,5)	1.14 (28,9)	1.39 (35,3)
B	.35 (8,9)	.35 (8,9)	.64 (16,3)	.89 (22,5)	.89 (22,6)	.89 (22,6)
C	1.10 (27,9)	1.10 (27,9)	1.10 (27,9)	1.10 (27,9)	1.10 (27,9)	1.10 (27,9)
Panel Cutout	1.022 (25,95)	1.270 (32,26)	1.048 (26,62)	1.048 (26,62)	1.300 (33,02)	1.552 (39,42)
E	.365 (9,27)	.365 (9,27)	.658 (16,71)	.910 (23,11)	.910 (23,11)	.910 (23,11)
<b>VERTICAL HEADERS</b>						
	See Note 1	See Note 1	See Note 1	See Note 1	See Note 1	See Note 1

NOTES: \*Vertical headers may be assembled using PC tail terminals  
\*Rating is based on fully loaded housings  
\*\* Available in large diameter configuration see 42390 series