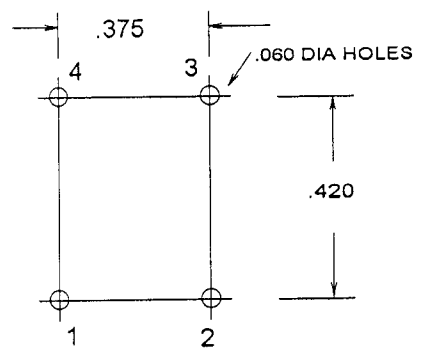
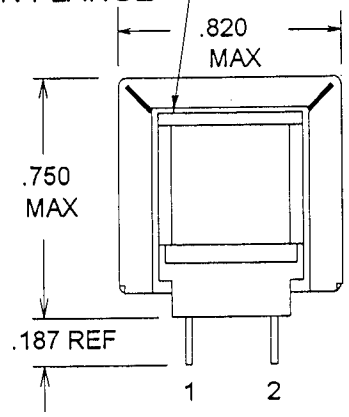
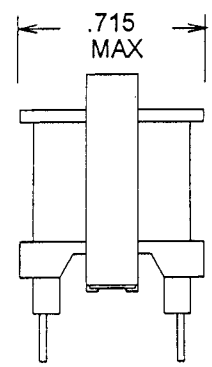


TOLERANCE UNLESS SPECIFIED = .XXX= +/- .005 .XX= +/- .015 FRACTIONS= +/- .032

TY-400P.DC2

DOT ABOVE #1 PIN
ON BOBBIN FLANGE

TY-400P TO READ
TOWARD PINS 1,2
ON TOP OF
FRAME.



PRODUCTION TESTS

| | |
|-----------------------|-----------|
| TURNS RATIO = 100% | |
| DC RESISTANCE IN OHMS | 1-2= 76.5 |
| | 3-4= 108 |
| NOM | |

APPLY = 1V 300 HZ .090 ADC PINS 1-2
INDUCTANCE= 195 mHY MIN (PARALLEL MODE)

HIPOT = 1500V P-S,C
500V S-C

CONTINUITY: 1-2 & 3-4 IN FINAL

IMPREGNATION NOTES =
PINS TO BE FREE OF IMPREGNATION

FINAL ASSEMBLY NOTES

MagneTek

PART NO. TY-400P

METHOD BUTT W/ .003" GAP

MARKING "TY-400P" ON TOP OF FRAME
DATE & SITE CODE ON SIDE OF FRAME