

Flat Type Chip Fuse Resistor

Hokuriku Electric Industry Co.,Ltd




【Model Number】

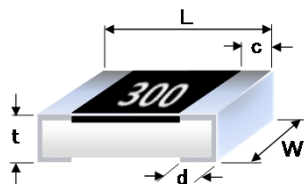
F CR**

【Features】

- While it works as resistor at normal use, when overpower applied, this resistor **fuses rapidly and protects circuit.**
- **Reflow, Flow solderings** are applicable.
- **Europe RoHS compliant** product.



【Dimensions】



(Unit: mm)

Model No.	L	W	t	c	d
F CR16	1.60±0.15	0.80 +0.20/-0.10	0.50 +0.15/-0.05	0.25±0.20	0.25±0.20
F CR20	2.00 +0.20/-0.10	1.25 +0.20/-0.10	0.50 +0.15/-0.05	0.40±0.20	0.40±0.20
F CR32	3.20 +0.10/-0.15	1.60 +0.10/-0.15	0.55 +0.15/-0.05	0.50±0.20	0.50±0.20
F CR35	3.20 +0.10/-0.15	2.60 +0.10/-0.15	0.55 +0.15/-0.05	0.50±0.20	0.50±0.20
F CR50	5.00±0.15	2.50±0.15	0.56 +0.15/-0.05	0.60±0.25	0.60±0.25

【Designation】

F CR16 - 100 J V

①Model No.		②Resistance Value		③Resistance Tolerance		④Packing Form	
Model No.	Size	Marking	Resistance	Symbol	Tolerance	Symbol	Form
F CR16	1608	100	10Ω	J	±5.0%	V	Paper tape
F CR20	2012	100 = 10 × 10 ⁰ = 10Ω				E	Emboss tape
F CR32	3216					B	Bulk
F CR35	3225						
F CR50	5025						

【Specification】

Model No.	Rated power (W)	Tolerance	Range (Ω)	TCR (ppm/°C)	Max.Working Voltage	Max.Overload Voltage
F CR16	0.063	J (±5.0%)	5.6~33	±500	50V	100V
F CR20	0.100	J (±5.0%)	10~100	±500	100V	200V
F CR32	0.125	J (±5.0%)	10~100	±500	200V	400V
F CR35	0.250	J (±5.0%)	10~300	±500		
F CR50	0.500	J (±5.0%)	10~100	±500	200V	400V

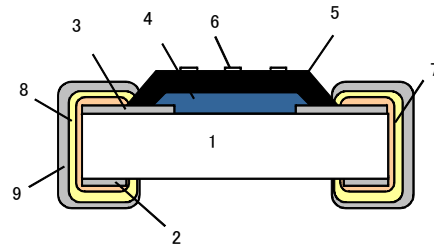
Model No.	Fusing characteristic		
	Resistance (Ω)	Fusing power (W)	Fusing time
F CR16	5.6~33	2.00	1sec.<t≤60sec.
F CR20	10~100	2.50	
F CR32	10~100	2.50	
F CR35	5.1~27	5.00	
	30~300	4.50	
F CR50	10~100	4.50	

* Design* specification are subject to change without prior notice. Please check before purchase and use.

HOKURIKU

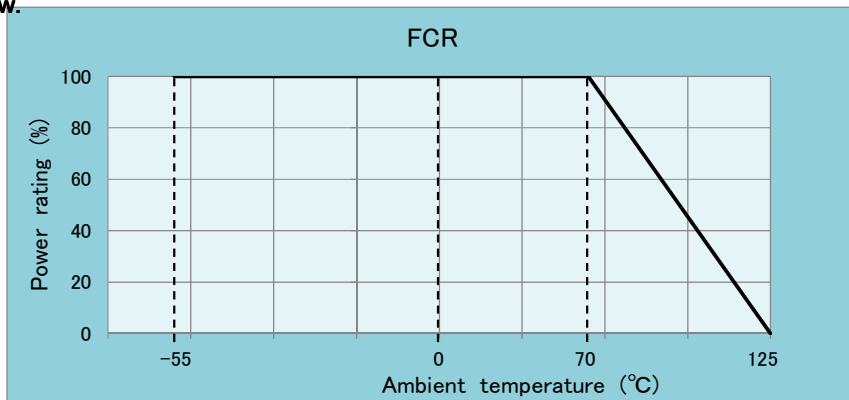
【Structure】

No.	Element Name
1	Ceramic substrate
2	Bottom electrode
3	Top electrode
4	Resistive element
5	Protective coat
6	Marking
7	Side electrode
8	Ni plating
9	Sn plating



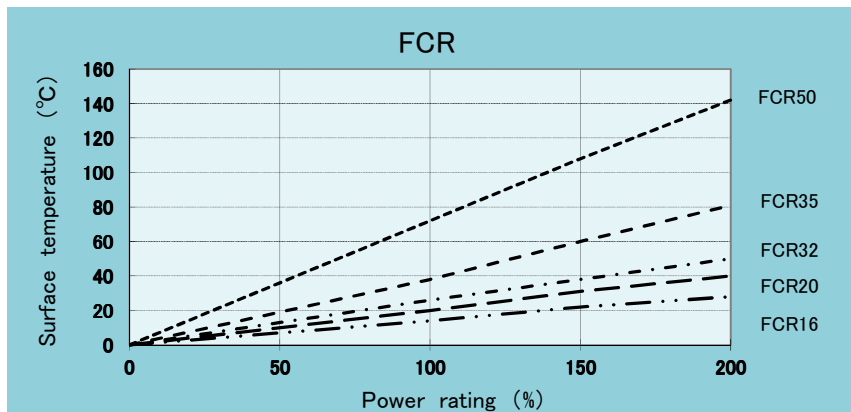
【Power derating curve】

■ When used at ambient temperature of 70°C or above, power rating must be derated in accordance with the derating curve. below.

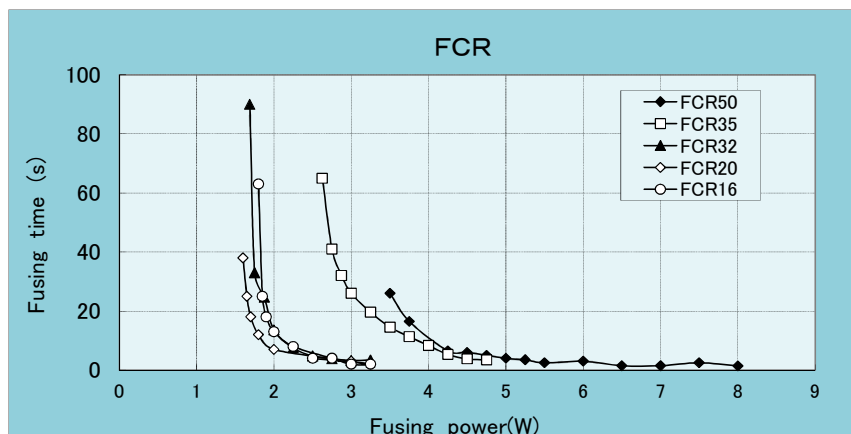


【Surface temperature rise】

■ As for relation between rated power ratio and surface temperature rise, refer to the below.



【Fusing characteristic】



* Design specification are subject to change without prior notice. Please check before purchase and use.