

# Customer Information Sheet

DRAWING No.: M80-485XXXX

SHEET 2 OF 2

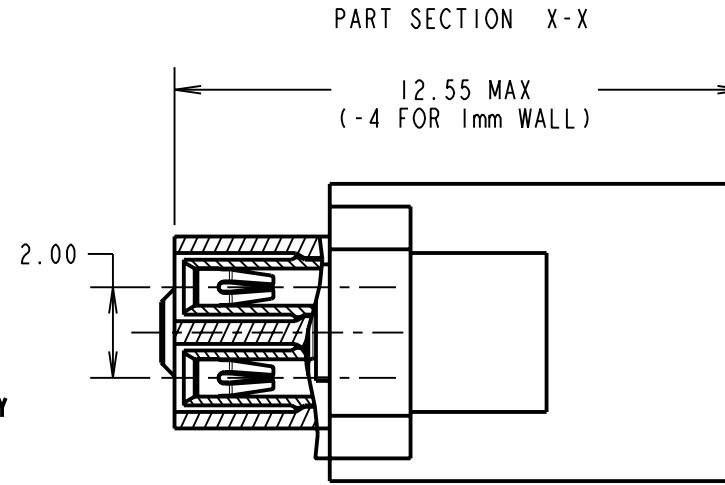
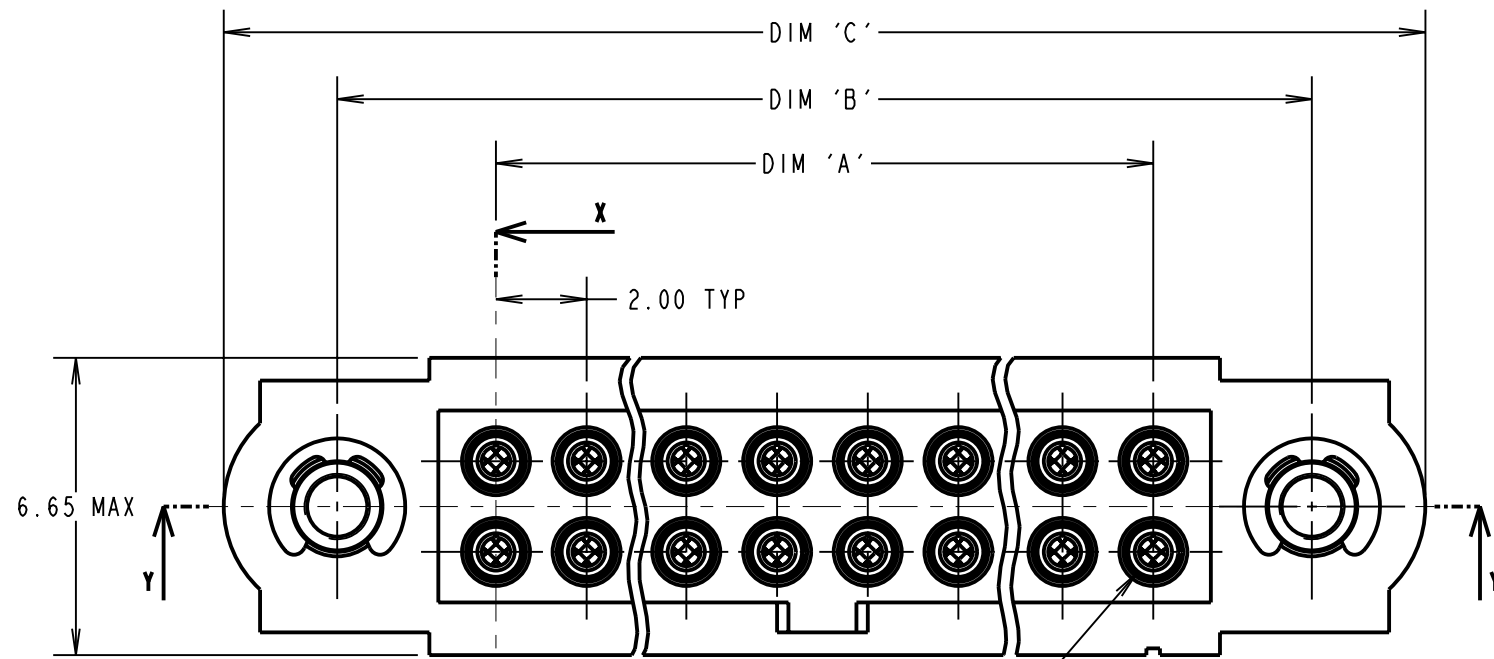
IF IN DOUBT - ASK

(C)

NOT TO SCALE

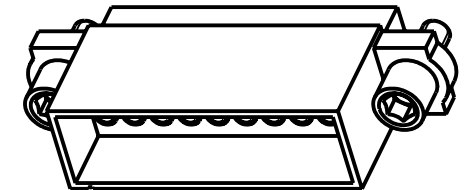
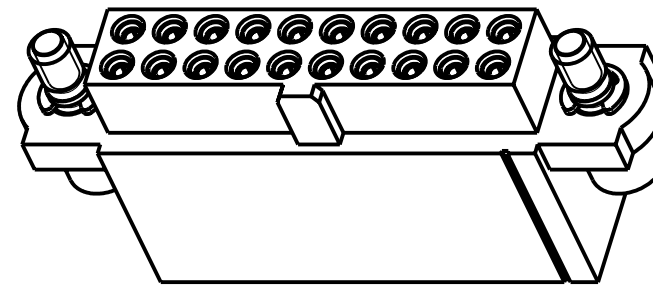
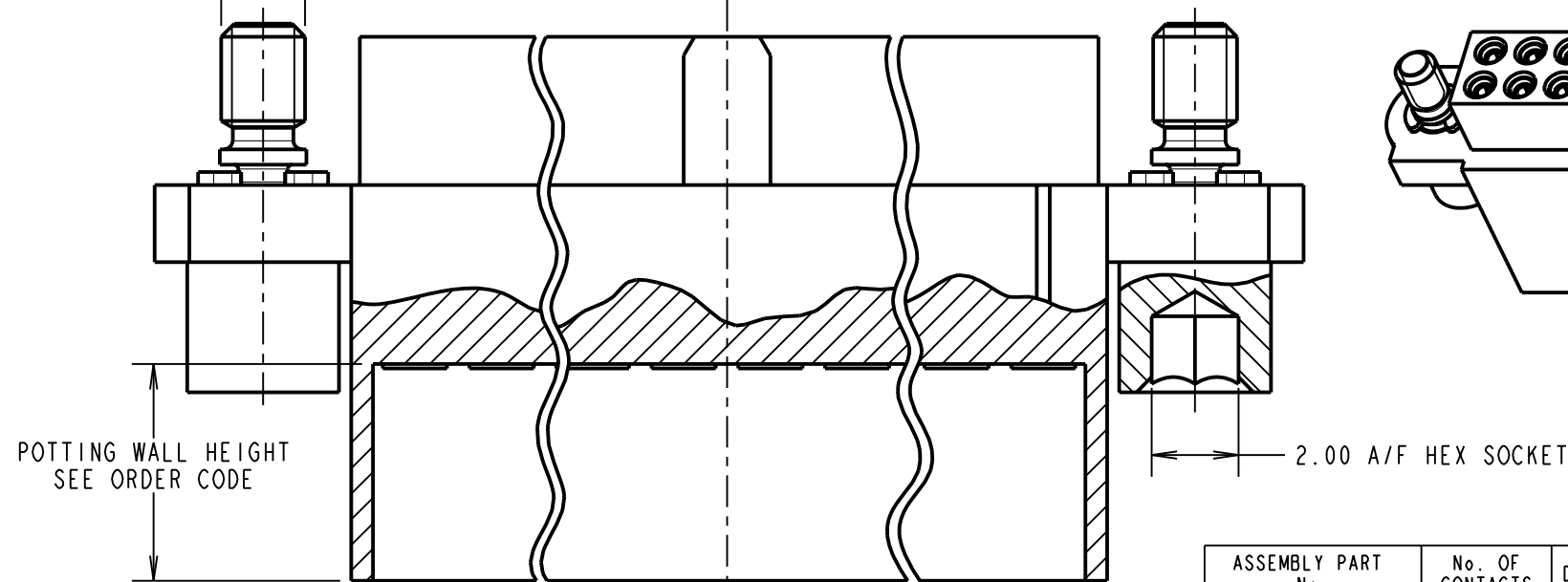
THIRD ANGLE PROJECTION

ALL DIMENSIONS IN mm

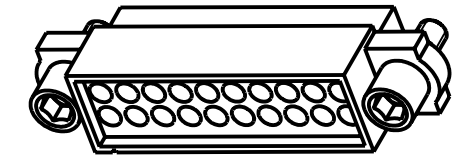


2 x M2x0.4-6g

CONTACT No. 1



5mm POTTING WALL HEIGHT



1mm POTTING WALL HEIGHT

**SPECIFICATIONS:**  
**MATERIAL:**  
 MOULDING = GLASS-FILLED PPS, UL94V-0, BLACK  
 CONTACT CLIP = BERYLLIUM COPPER  
 CONTACT SHELL = BRASS  
 JACKSCREW, CIRCLIP = STAINLESS STEEL  
**FINISH:**  
 05 = 0.3µ GOLD CLIP, 0.25-0.3µ GOLD SHELL  
 42 = 0.3µ GOLD CLIP, 3.5-5.0µ 100% TIN SHELL  
**ELECTRICAL:**  
 CURRENT RATING AT 25°C = 3.0A MAX  
 CURRENT RATING AT 85°C = 2.2A MAX  
 WORKING VOLTAGE = 120V AC/DC  
 VOLTAGE PROOF = 360V AC/DC  
 CONTACT RESISTANCE = 25 mΩ MAX  
 INSULATION RESISTANCE = 100 MΩ MIN  
**MECHANICAL:**  
 DURABILITY = 500 OPERATIONS  
 INSERTION FORCE (∅0.5mm GAUGE) = 2.8N MAX  
 WITHDRAWAL FORCE (∅0.5mm GAUGE) = 0.2N MIN  
**ENVIRONMENTAL:**  
 TEMPERATURE RANGE = -55°C TO +125°C  
**PACKING:**  
 LOOSE  
 FOR COMPLETE SPECIFICATION, SEE  
 COMPONENT SPECIFICATION C005XX  
 (LATEST ISSUE)

- NOTES:**
- CONNECTORS ARE SUPPLIED WITH CONTACTS LOOSE.
  - FOR EXTRA CONTACTS, USE PART NUMBER M80-0110005 FOR M80-485XX05 AND M80-0110001 FOR M80-485XX42.
  - RECOMMENDED WIRE TYPE = BS 3G 210 TYPE A, PTFE INSULATED 22 AWG. MAX INSULATION DIAMETER = ∅1.10mm, STRIP WIRE BY 2.00mm.
  - RECOMMENDED HAND CRIMP TOOL = M22520/2-01 WITH POSITIONER T5747.
  - CONTACT INSERTION AND EXTRACTION TOOL = Z80-280.
  - INSTRUCTION SHEETS ARE AVAILABLE.

SM	6	31.03.10	10726
NAME	ISS.	DATE	C/NOTE
APPROVED: S. MCCULLAGH			
CHECKED: R. ADDE			
DRAWN: MARK G PLESTED			
CUSTOMER REF.:			
ASSEMBLY DRG:			

**ORDER CODE:**  
**M80-485XXXXX**

TOTAL No. OF CONTACTS  
 06, 10, 12, 14, 18, 20,  
 26, 34, 42, 50

FINISH  
 05 - GOLD CLIP, GOLD SHELL  
 42 - GOLD CLIP, 100% TIN SHELL

POTTING WALL HEIGHT  
 BLANK = 5mm  
 A = 1mm

ASSEMBLY PART No.	No. OF CONTACTS	DIM 'A'	DIM 'B'	DIM 'C'
M80-48506XXX	6	4.00	11.00	16.00
M80-48510XXX	10	8.00	15.00	20.00
M80-48512XXX	12	10.00	17.00	22.00
M80-48514XXX	14	12.00	19.00	24.00
M80-48518XXX	18	16.00	23.00	28.00
M80-48520XXX	20	18.00	25.00	30.00
M80-48526XXX	26	24.00	31.00	36.00
M80-48534XXX	34	32.00	39.00	44.00
M80-48542XXX	42	40.00	47.00	52.00
M80-48550XXX	50	48.00	55.00	60.00

**HARWIN**

HARWIN USA TEL: 603 893 5376 FAX: 603 893 5396 mis@harwin.com	HARWIN Europe (UK) TEL: 023 9231 4545 FAX: 023 9231 4590 mis@harwin.co.uk	HARWIN Asia TEL: +65 6 779 4909 FAX: +65 6 779 3868 mis@harwin.com.sg
--	--	--

THIS DRAWING AND ANY INFORMATION OR DESCRIPTIVE MATTER SET OUT HEREON ARE CONFIDENTIAL AND COPYRIGHT PROPERTY OF THE HARWIN GROUP AND MUST NOT BE DISCLOSED, LOANED, COPIED OR USED FOR MANUFACTURING, TENDERING OR FOR ANY OTHER PURPOSE WITHOUT THEIR WRITTEN PERMISSION.

**TOLERANCES**  
 X. = ±1mm  
 X.X = ±0.25mm  
 X.XX = ±0.10mm  
 X.XXX = ±0.01mm  
 ANGLES = ±5°  
 UNLESS STATED

**MATERIAL:**  
 SEE ABOVE

**FINISH:**  
 SEE ABOVE

**S/AREA:**  
 mm<sup>2</sup>

**TITLE:** JACKSCREW DATAMATE  
 DIL CRIMP (LARGE BORE)  
 POTTING WALL FEMALE ASSEMBLY

**DRAWING NUMBER:**  
**M80-485XXXX**

SHT 2 OF 2