



Single Port RJ45 CONNECTOR WITH INTEGRATED MAGNETICS, TAB DOWN

- 10/100 Base-T Ethernet Application
- Meets IEEE 802.3 & ANSI X 3.263 standards
- Impedance: 100OHMS
- Transmit open circuit inductance (OCL): 350uH (MIN) @100KHz,0.1VRMS with 8mA DC Bias
- Always EU RoHS/ELV Compliant, wave solder capable to 265°C
- RJ45 jack cavity conforms to FCC rules and regulations Part 68, SUB Part F
- Standard operating temp: 0°C to +70°C (see footnote)
- Industrial operating temp: -40°C to +85°C (see footnote)

Electrical Specifications @ 25°C

Part Number	OCL(uH Min) @ 100kHz, 0.1V With 8mA DC Bias	Turns Ratio chip: cable (±3%)	Insertion Loss (dB Max)		Return Loss (dB Min)	
			0.5-100MHz	0.5-30MHz	30.1-60MHz	60.1-80MHz
AR1015-1221_	350	1CT:1CT	1.1	18	18-20*log(f/30)	12

Electrical Specifications @ 25°C

Part Number	EMI Fingers	LED (L/R)	Cross Talk (dB Min)		CMRR (dB Min) 0.5-100MHz	HI-POT (VDC)
			0.5-40MHz	40.1-100MHz		
AR1015-1221_	NO	G/Y	35	33-20*log(f/50)	30	2250

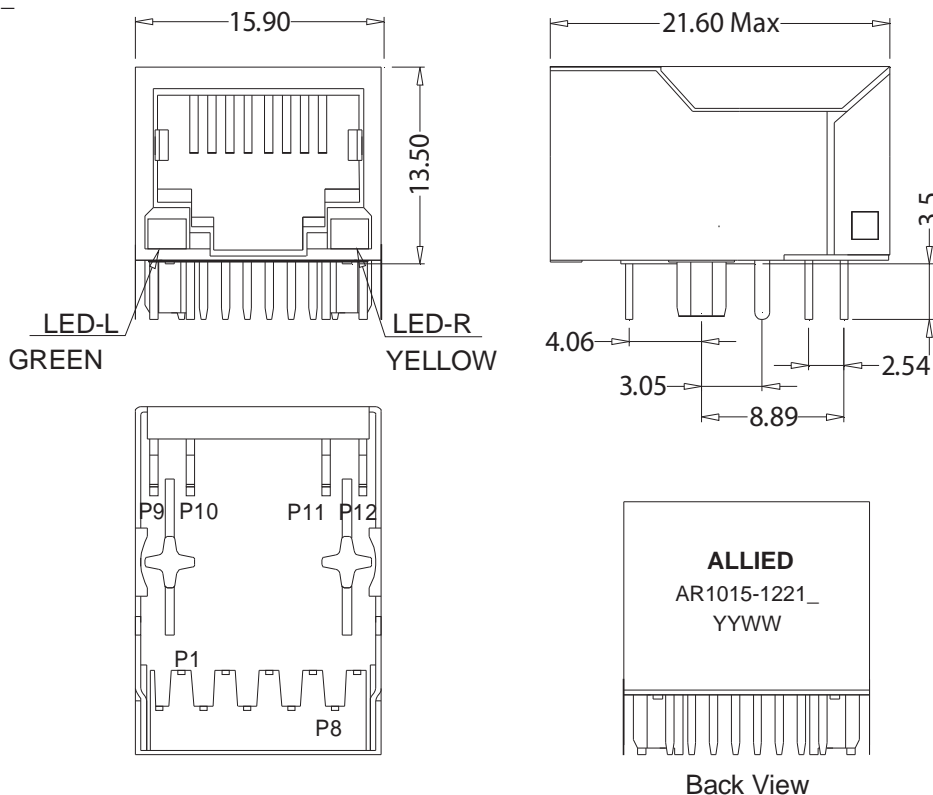
*Complete part number by inserting "S" for Standard Temp. or "I" for Industrial Temp.

All specifications subject to change without notice.

MECHANICAL

Unless otherwise specified all tolerances are: ±0.25 in mm

AR1015-1221_

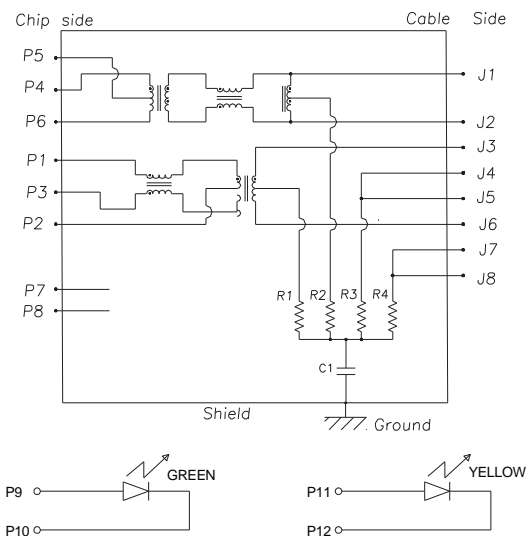




Single Port RJ45 CONNECTOR WITH INTEGRATED MAGNETICS, TAB DOWN

SCHEMATICS

AR1015-1221_



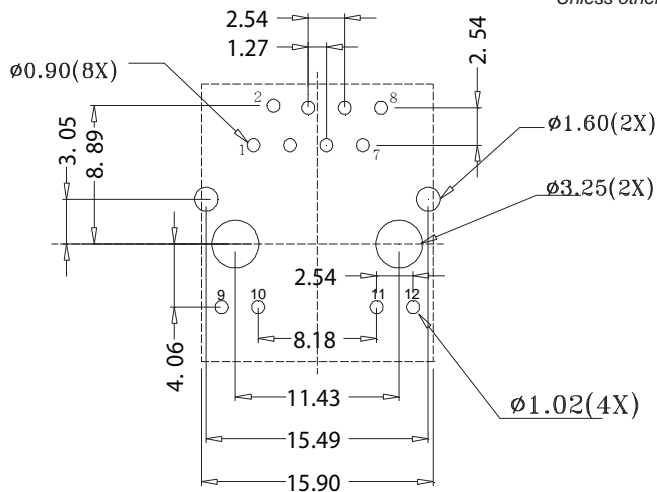
Notes:

1. R1-R4=75OHMS,1/16W,5%Resistors.
2. C1=1000pF,2KV Decoupling Capacitor.
3. LED Compliant With IEC60825-1 Safety of Laser Products When operated Up to 20mA.
4. LED Forward Voltage: 2.1V(TYP), LED Power Dissipation: 105mW, LED Peak Wavelength: Green=565nm, Yellow=5

PCB LAYOUT

AR1015-1221_

Unless otherwise specified all tolerances are: ±0.05 in mm



MATERIALS

AR1015-1221_

- Housing: PBT, Flammability Rating 94V-O.
- Shell: C2680 Brass, 0.20mm thick, 50u" Min nickel plating.
- Mod Jack Contacts: Phosphor Bronze, 0.35mm thick, 6u" Gold plated.
- LED: Diffused Epoxy Lens, 0.5x0.5mm Carbon Steel wireframe leads.