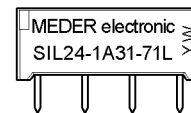
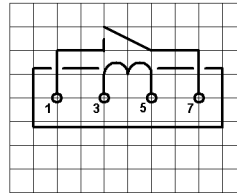
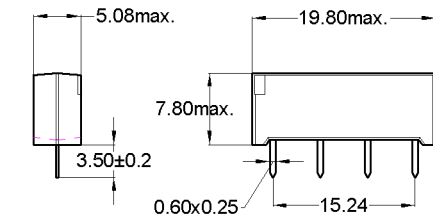


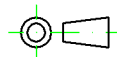
Dimensions

Layout 71L Pitch 2.54 / Top View

Marking

Type - Layout
 Production-Code
 EN60062



 unspecified tolerances $\pm 0.1\text{mm}$
 nicht spezifizierte Toleranzen $\pm 0.1\text{mm}$

Coil Data at 20 °C	Conditions	Min	Typ	Max	Unit
Coil resistance		1.800	2.000	2.200	Ohm
Coil voltage			24		VDC
Rated power			288		mW
Coil current			12		mA
Thermal resistance	max. Relay temperature = operating temperature + self heating		95		K/W
Inductance			220		mH
Pull-In voltage				16,8	VDC
Drop-Out voltage		3,6			VDC

Contact data 31	Conditions	Min	Typ	Max	Unit
Contact rating	Any DC combination of V & A up to 500V max. 50W, with 1000V max. 5W			50	W
Switching voltage	DC or Peak AC			500	V
Switching current	DC or Peak AC			2	A
Carry current	DC or Peak AC			2	A
Contact resistance static	Measured with 40% overdrive Start Value			80	mOhm
Insulation resistance	RH <45 %, 100 V test voltage	10			TOhm
Breakdown voltage	according to IEC 255-5	1.500			VDC
Operate time incl. bounce	measured with 40% overdrive			1,2	ms
Release Time	measured with no coil excitation			1	ms
Capacity	@ 10 kHz across open switch		0,7		pF

Special Product Data	Conditions	Min	Typ	Max	Unit
Number of contacts			1		
Contact - form			A - NO		
Dielectric Strength Coil/Contact	according to IEC 255-5	1,5			kV DC
Insulation resistance Coil/Contact	RH <45%, 100 VDC test voltage	10			TOhm
Capacity Coil/Contact	@ 10 kHz		2,3		pF
Case colour			black		
Housing material			epoxy resin		
Connection pins			CuFe2P, tin plated		
Magnetic Shield			no		
Approval			UL-File No. NRNT2.E156887		
Approval			UL-File No. NRNT8.E156887		
Reach / RoHS conformity			no		

Modifications in the sense of technical progress are reserved

Designed at: 26.08.08 Designed by: THAUKE
 Last Change at: 08.04.10 Last Change by: KSTOPPEL

Approval at: 27.08.08 Approval by: JHEYDER
 Approval at: 31.01.11 Approval by: CRUF

Version: 5



Products for tomorrow...

Europe: +49 / 7731 8399 0 | Email: info@meder.com
USA: +1 / 508 295 0771 | Email: salesusa@meder.com
Asia: +852 / 2955 1682 | Email: salesasia@meder.com

Item No.:
3324131071
Item:
SIL24-1A31-71L

Environmental data	Conditions	Min	Typ	Max	Unit
Shock	1/2 sine wave duration 11ms			50	g
Vibration	from 10 - 2000 Hz			20	g
Operating temperature		-20		70	°C
Storage temperature		-35		95	°C
Soldering temperature	wave soldering max. 5 sec.			260	°C
Washability		fully sealed			

General data	Conditions	Min	Typ	Max	Unit
Total weight			1,5		g
Packaging		Stange 25 pcs.			

Modifications in the sense of technical progress are reserved

Designed at: 26.08.08 Designed by: THAUKE
Last Change at: 08.04.10 Last Change by: KSTOPPEL

Approval at: 27.08.08 Approval by: JHEYDER
Approval at: 31.01.11 Approval by: CRUF

Version: 5