



TAI-SAW TECHNOLOGY CO., LTD.

No. 3, Industrial 2nd Rd., Ping-Chen Industrial District,
Taoyuan, 324, Taiwan, R.O.C.

TEL: 886-3-4690038 FAX: 886-3-4697532

E-mail: tstsales@mail.taisaw.com Web: www.taisaw.com

Product Specifications Approval Sheet

Product Description: SAW Filter 1690 MHz SMD 3.0X3.0 mm

TST Part No.: TA1125A

Customer Part No.: _____

Customer signature required
Company: _____
Division: _____
Approved by : _____
Date: _____

Checked by: _____ Bob Chau *Bob Chau*

Approved by: _____ Francis Chen *FC*

Date: _____ 10, 30, 2009

1. Customer signed back is required before TST can proceed with sample build and receive orders.
2. Orders received without customer signed back will be regarded as agreement on the specifications.
3. Any specifications changes must be approved upon by both parties and a new revision of specifications shall be released to reflect the changes.



TAI-SAW TECHNOLOGY CO., LTD.

No. 3, Industrial 2nd Rd., Ping-Chen Industrial District,
Taoyuan, 324, Taiwan, R.O.C.

TEL: 886-3-4690038 FAX: 886-3-4697532

E-mail: tstsales@mail.taisaw.com Web: www.taisaw.com

SAW Filter 1690 MHz

MODEL NO.:TA1125A

REV. NO.:1

A. MAXIMUM RATING:

1. Input Power Level: +10 dBm
2. DC Voltage : 3V
3. Operating Temperature: 0°C to +70°C
4. Storage Temperature: -40°C to +85°C

RoHS Compliant
Lead free
Lead-free soldering

B. ELECTRICAL CHARACTERISTICS:

Terminating source impedance (Balanced) :

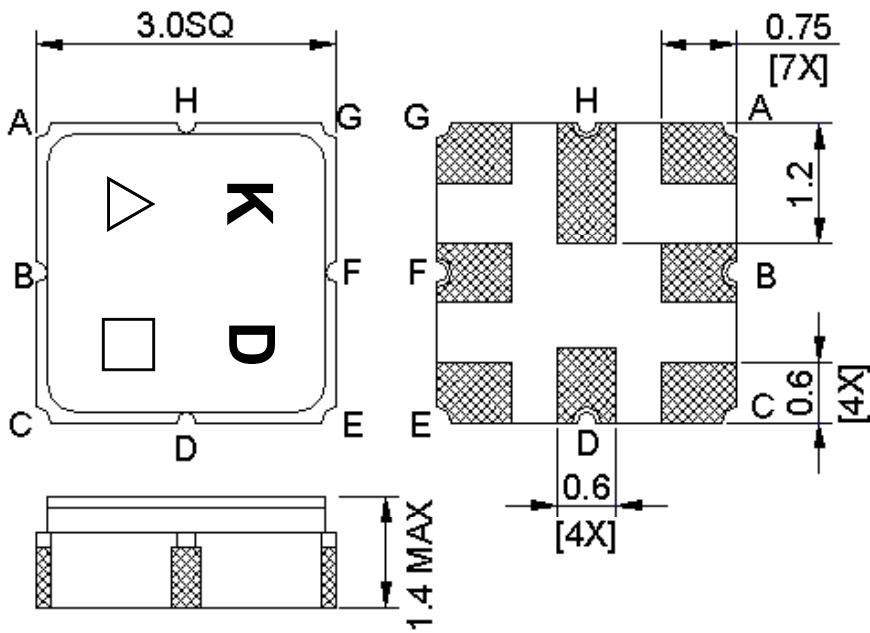
$Z_s = 190\ \Omega$ (and matching network)

Terminating load impedance (Balanced) :

$Z_L = 190\ \Omega$ (and matching network)

Item	Unit	Min.	Typ.	Max.	Note
Center Frequency Fc	MHz	-	1690	-	-
Insertion Loss (1681.2~1698.8 MHz) IL	dB	-	3.4	4.5	-
Bandwidth at -3 dB	MHz	-	32.5	-	-
Bandwidth at -10 dB	MHz	-	39.5	-	-
Amplitude ripple in any 6.5 MHz band (1681.2MHz ~ 1698.8MHz)	dB	-	0.4	1	-
Group Delay Ripple (1681.2MHz ~ 1698.8MHz)	ns	-	6	-	-
Attenuation (Reference level from 0 dB)					
1577 ~ 1626 MHz	dB	50	55	-	-

C. OUTLINE DRAWING:



A, B : Balanced Input

E, F : Balanced Output

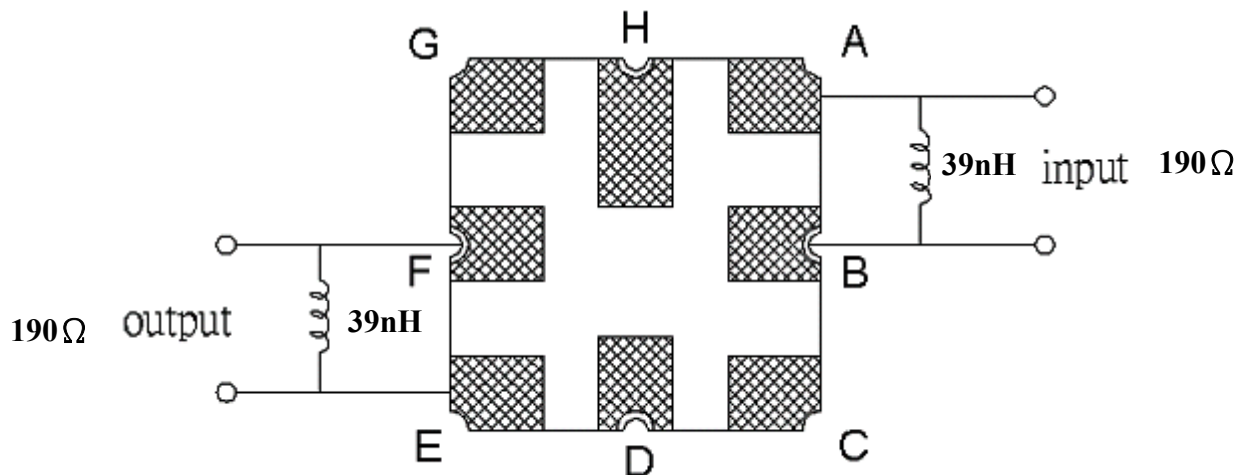
C,D,G,H : Ground

△ : Year code (2005->5, 2006->6, ...)

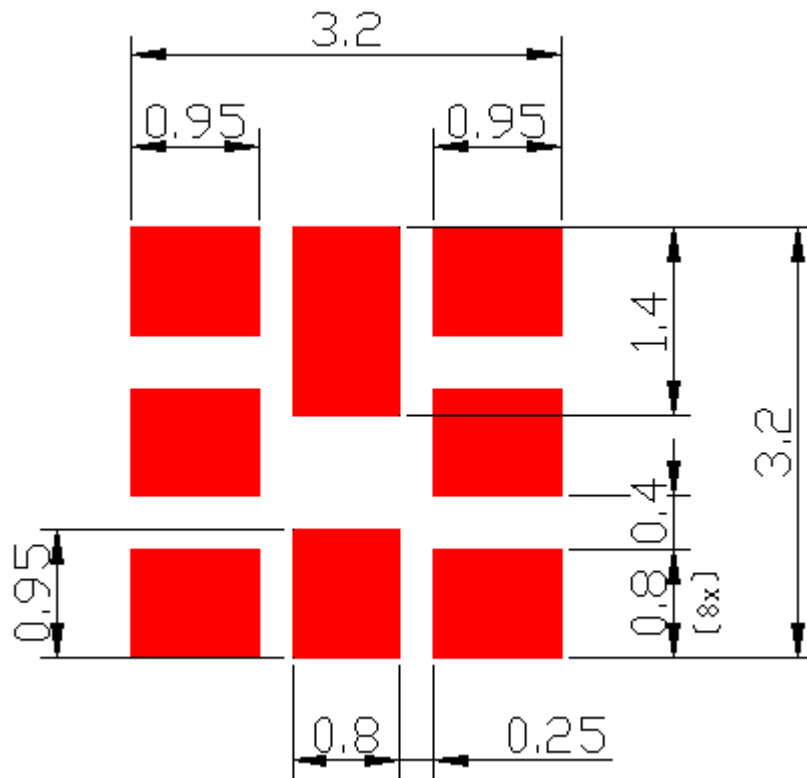
□ : Date Code (W01->A,W02->B,...W27->a,...,W52->z)

Unit : mm

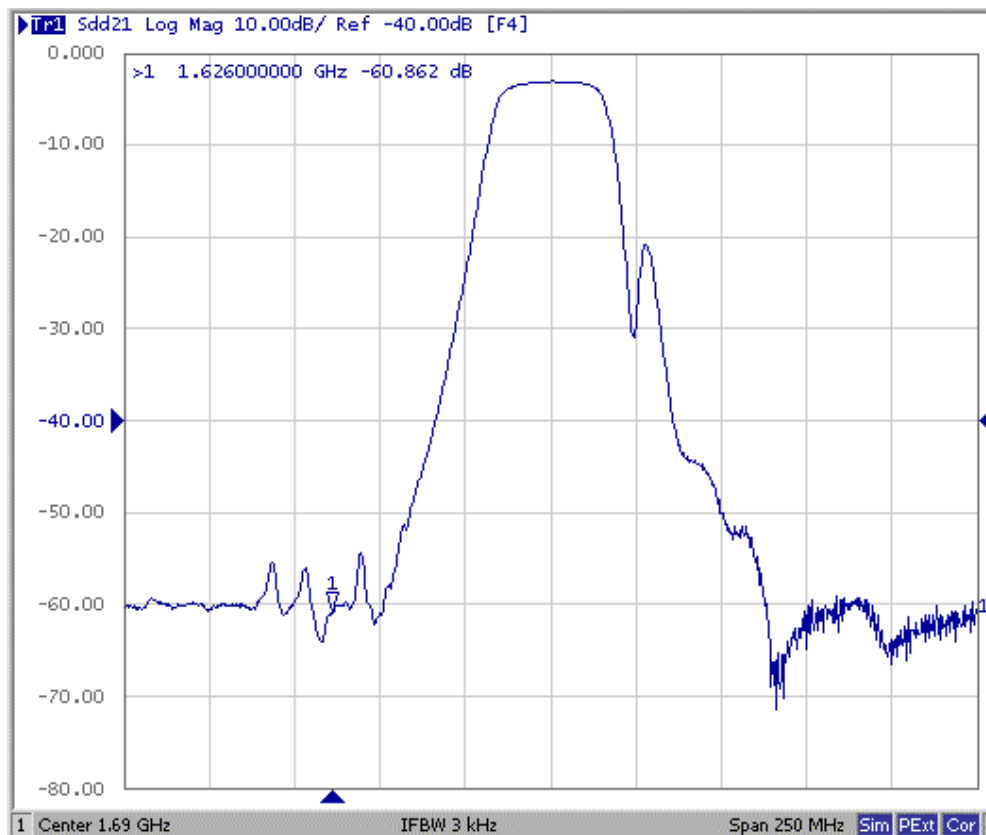
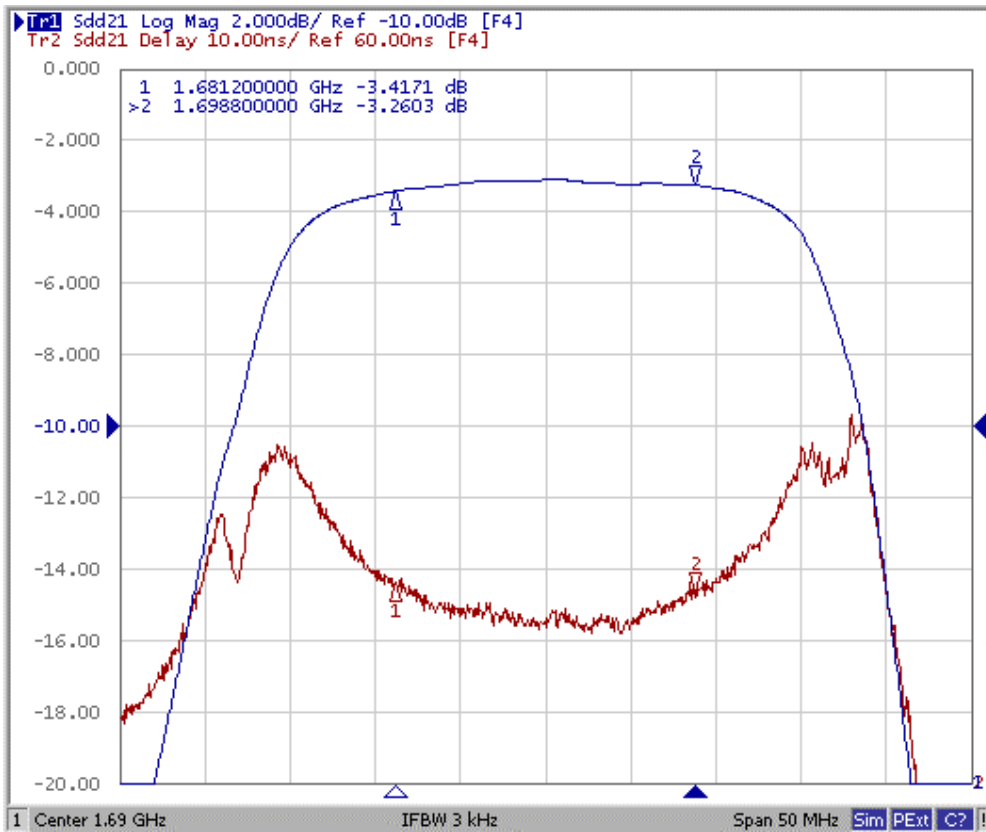
D. MEASUREMENT CIRCUIT:

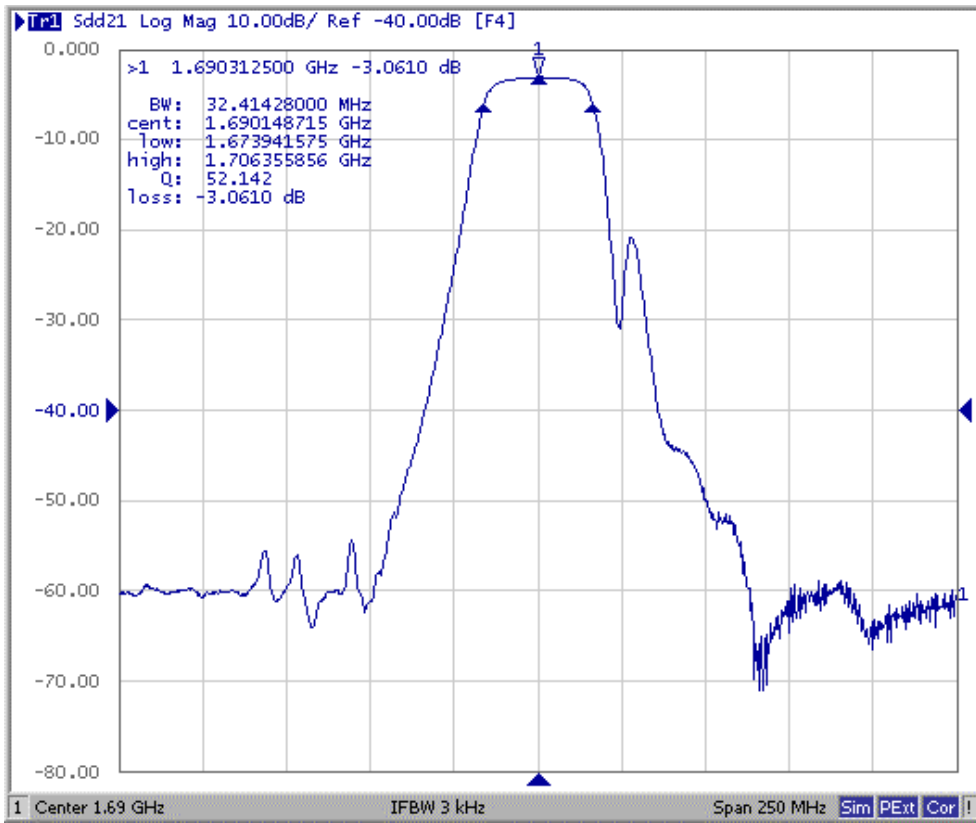


E. PCB Footprint:



F. Frequency Characteristics :

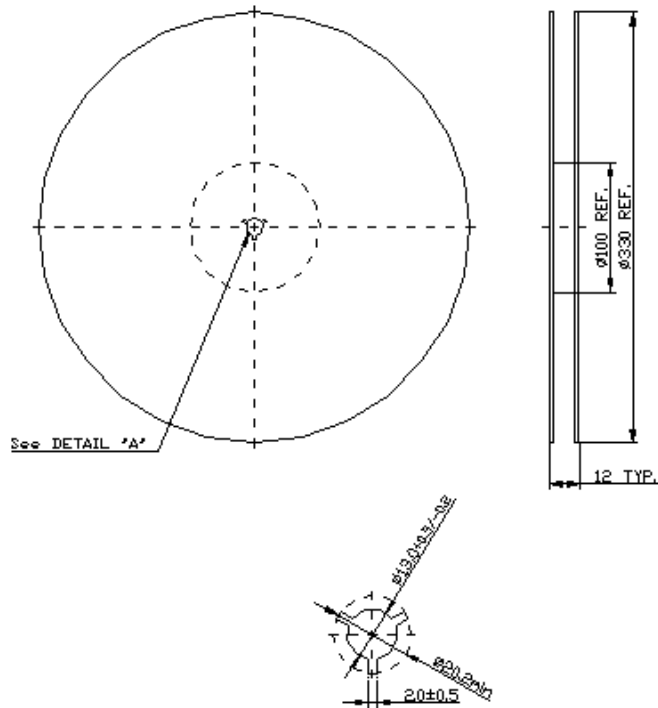




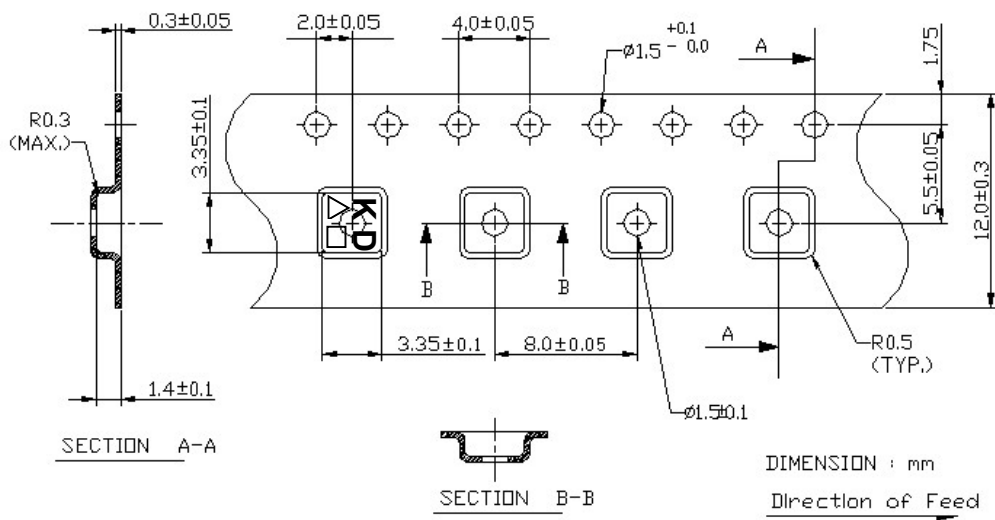
G. PACKING:

1. REEL DIMENSION

(Reel Count : 7''=1000 ; 13''=3000)



2. TAPE DIMENSION



H. RECOMMENDED REFLOW PROFILE :

