



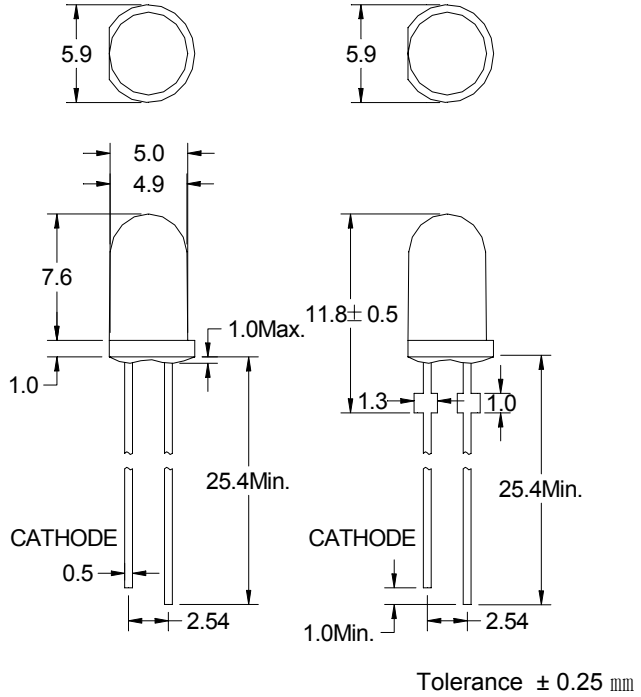
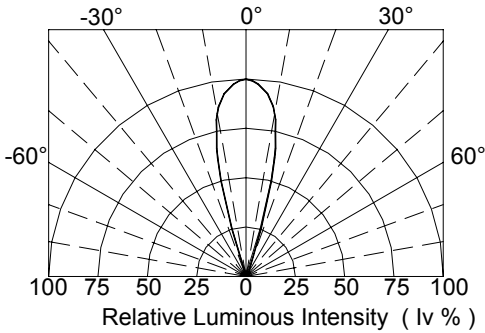
BVU-5M5BA4

PACKAGE CONFIGURATION

DESCRIPTION

Dice Material : GaN Blue
 Light Color : Blue Color
 Lens Color : Water Transparent
 Stand-Off P/N : BVU-5M5BA4 R
 ESD: 2000V(HBM)

RADIATION PATTERN



ABSOLUTE MAXIMUM RATINGS AT Ta = 25 °C

| PARAMETER | MAX. | UNIT |
|---|--------------------|-------|
| Power Dissipation (PD) | 120 | mW |
| Continuous Forward Current (IF) | 30 | mA |
| Peak Forward Current (1/10 Duty Cycle , 0.1ms Pulse Width) (IFP) | 100 | mA |
| Reverse Voltage (VR) | 5 | V |
| Derating Linear From 25 °C | 0.4 | mA/°C |
| Operating Temperature Range (Topr) | -30 °C to + 80 °C | |
| Storage Temperature Range (Tstg) | -40 °C to + 100 °C | |
| Lead Solder Temperature 1.6 mm Below Package 260 °C for 5 seconds (Tsltd) | | |

ELECTRICAL / OPTICAL CHARACTERISTICS AT Ta = 25 °C

| SYMBOL | PARAMETER | TEST COND. | MIN. | TYP. | MAX. | UNIT |
|-------------------|--------------------------|------------------------|------|------|------|------|
| V _F | Forward Voltage | I _F = 20 mA | | 3.2 | 4.0 | V |
| I _R | Reverse Current | V _R = 5V | | | 10 | μA |
| λ _p | Peak Emission Wavelength | I _F = 20 mA | | 465 | | nm |
| λ _d | Dominant Wavelength | I _F = 20 mA | | 470 | | nm |
| 2θ _{1/2} | Viewing Angle | I _F = 20 mA | | 30 | | Deg |
| I _v | Luminous Intensity | I _F = 20 mA | 1300 | 1930 | | mcd |

BIN GRADE LIMITS (IF=20 mA)

LUMINOUS INTENSITY / mcd

| Bin | K | L | M | N | O | P |
|------|------|------|------|------|------|------|
| Min. | 1300 | 1680 | 2180 | 2800 | 3600 | 4650 |
| Max. | 1680 | 2180 | 2800 | 3600 | 4650 | 6000 |

BIN GRADE LIMITS (IF=20 mA)

DOMINANT WAVELENGTH / nm

| Bin | BM | BN | BO |
|------|-----|-----|-----|
| Min. | 460 | 465 | 470 |
| Max. | 465 | 470 | 475 |

Tolerance ± 15% mcd

*Bright View reserves the rights to alter specifications and remove availability of products at any time without notice.

*Dominant Wavelength, λ_d is according to CIE Chromaticity Diagram base on color of lamps.

*θ_{1/2} is the off-axis angle where the luminous intensity is one half the on-axis intensity.

*These products are sensitive to static electricity. Caution must be taken strictly to avoid static electricity.



BVU-5M5BA4

TYPICAL ELECTRICAL / OPTICAL CHARACTERISTIC CURVES

FIG. 1 Forward Current vs. Forward Voltage
($T_a = 25^\circ\text{C}$)

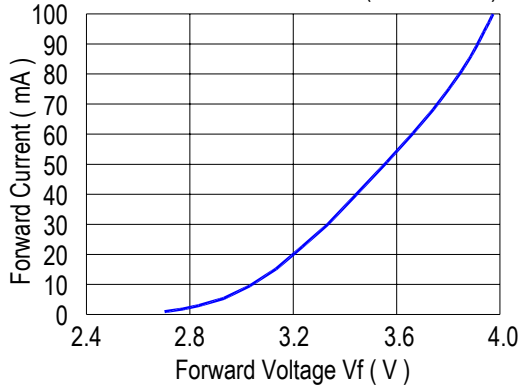


FIG. 2 Relative Intensity vs. Forward Current
($T_a = 25^\circ\text{C}$)

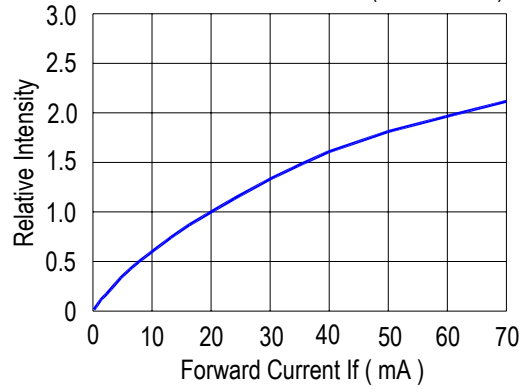


FIG. 3 Forward Voltage vs. Temperature

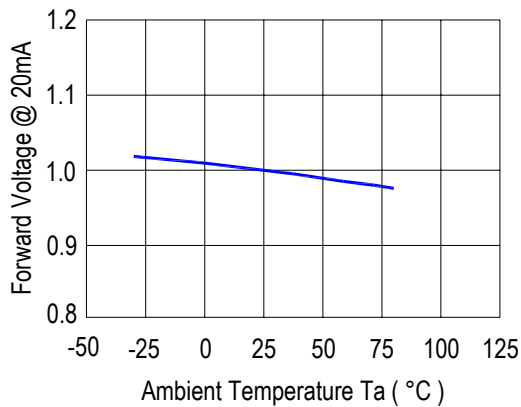


FIG. 4 Relative Intensity vs. Temperature

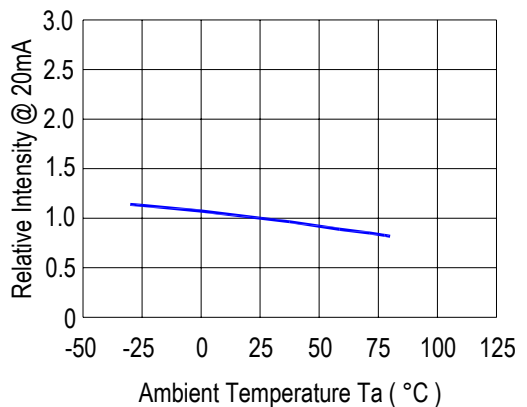


FIG. 5 Relative Intensity vs. Wavelength (λ_p)
($T_a = 25^\circ\text{C}$)

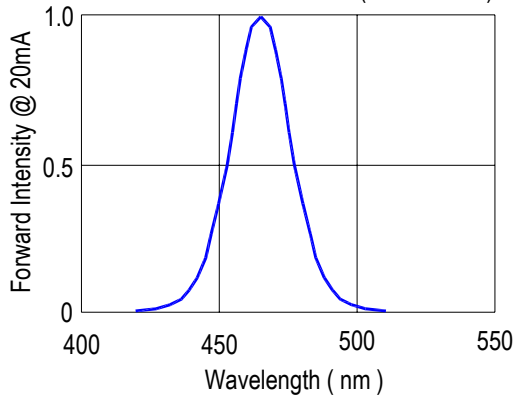
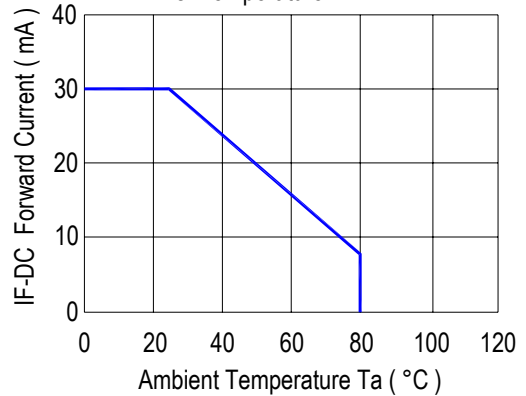


FIG. 6 Maximum Forward Current
vs. Temperature





BVU-5M5BA4

CAUTION FOR CLASS 1 ESD (MACHINE MODE)

Gallium Nitride (GaN) based light emitting diodes (LEDs) are extremely sensitive to electrostatic discharge (ESD). Users are strongly recommended to take necessary meter to test the static and avoid ESD when handing these products.

Bright View's BA, GN, WI series products are GaN based materials and are classified as "Class 1", (ESD endurance 50V or lower), any manufacturing site or workstation where GaN devices are handled should be rated and controlled at 50V or below.

Proper grounding of products or machines (via $1M\Omega$), using static dissipative mats, static dissipative containers, static dissipative working uniforms and shoes are considered to be effective against ESD.

An ionizer is recommended in the facility or environment where ESD may be generated easily, and soldering iron with a grounded tip is also recommended.

To install a protection device in the LED circuit to ensure the surge current and voltage not exceeding the max rating during on/off swithing.

When inspecting the final products in which LEDs are assembled, it is recommended to check whether the assembled LEDs are damaged by ESD or not. It is simple to find damaged LEDs by light-on or a VF test at lower current (below 1mA is recommended).

ESD damaged LEDs will show some unusual characteristics such as the remarkable increasing of leak current, the forward voltage become lower, or the LEDs do not light on at the low current.



BVU-5M5BA4

Apply to LAMP(DIP) series.

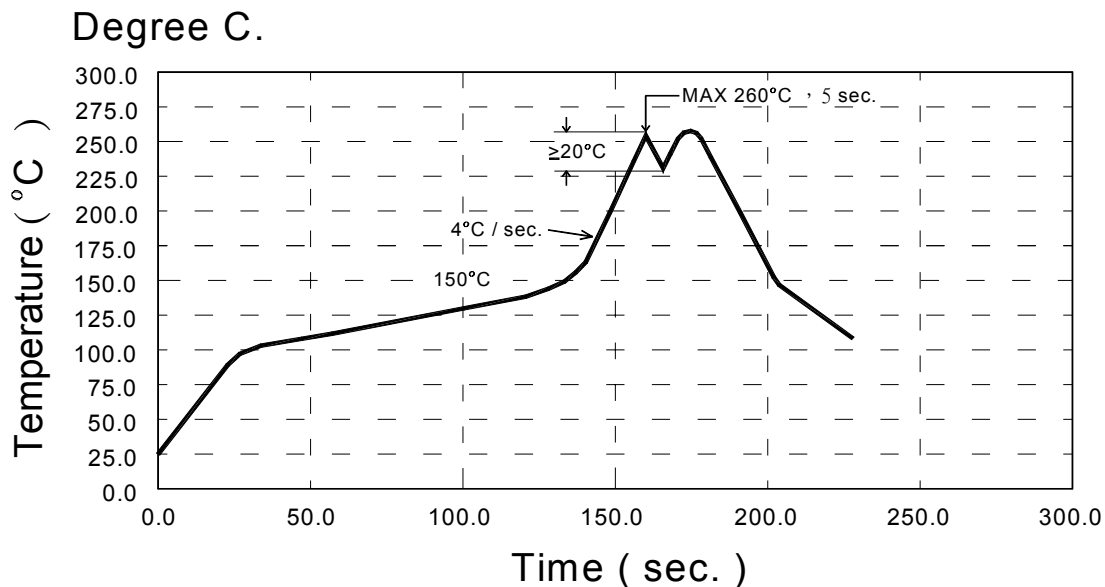
Description:

(1) Manual soldering (Solder Iron)

- (1.1) Temperature at tip of the iron: 300°C Max.
- (1.2) It's banned to load any stress on the resin during soldering.
- (1.3) Soldering time: 3 sec. Max.(one time only)
- (1.4) Leave 3mm of minimum distance from the base of epoxy.

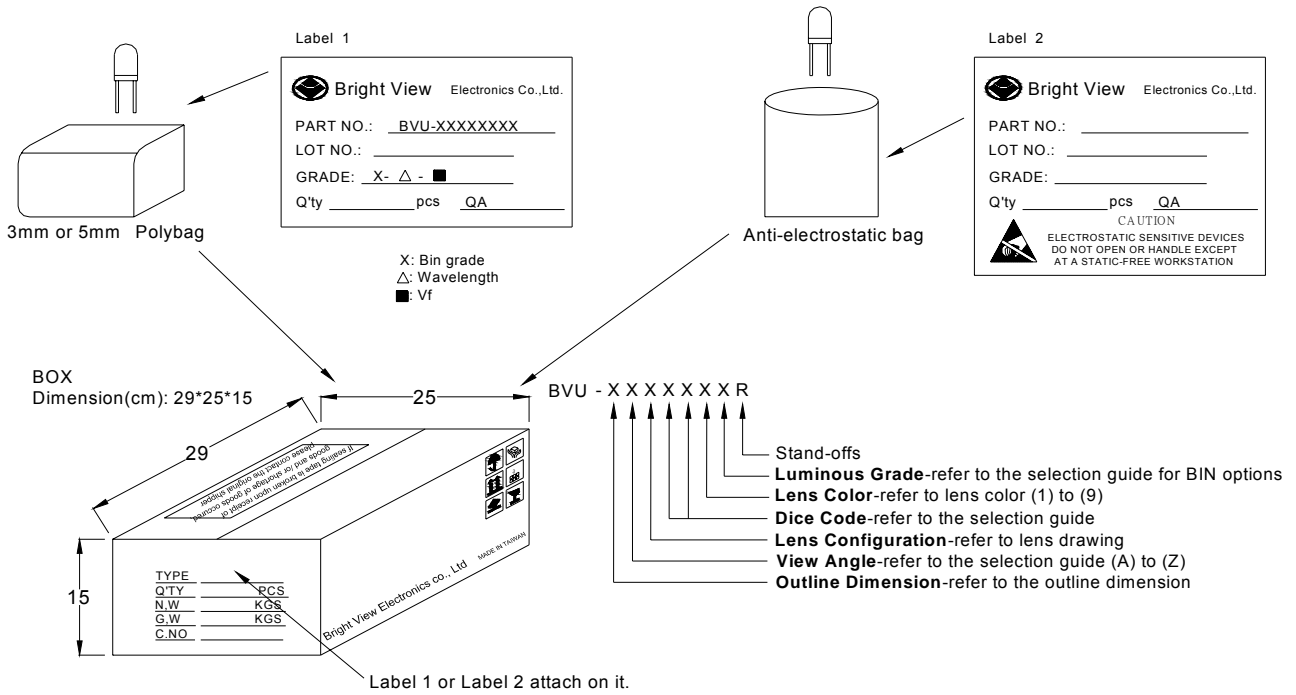
(2) Dip Soldering(Wave soldering-Solder Bath)

- (2.1) Leave 3mm of minimum distance from the base of the epoxy.
Soldering beyond the base of the tie bar(stand off) is recommended.
- (2.2) When soldering, do not put stress on the LEDs during heating.
- (2.3) Cutting the leadframes at high temperatures may cause LED failure.
- (2.4) Never take next process until the component is cooled down to room temperature after reflow.
- (2.5) After soldering, do not warp the circuit board.
- (2.6) The recommended dip soldering profile is the following:

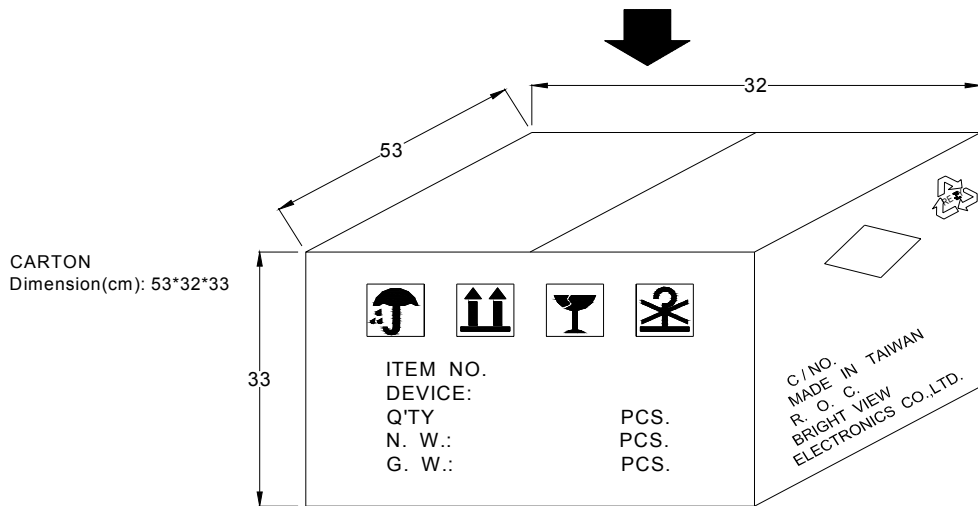




BVU-5M5BA4



| Device | Q'ty / Polybag (pcs) | Polybag / Box A | Fig. |
|----------------------|----------------------|-----------------|---------|
| 5mm(T-1 3/4) | 1000pcs | 14 bags | Label 1 |
| 3mm(T-1) | 1000pcs | 20 bags | Label 1 |
| Blue / Green / White | 500pcs | 18 bags | Label 2 |



4 Boxes / Carton

5mm : 56,000pcs
3mm : 80,000pcs
Blue / Green / White : 36,000pcs