

# KSA1142

KSA1142

## Audio Frequency Power Amplifier High Frequency Power Amplifier

- Complement to KSC2682



## PNP Epitaxial Silicon Transistor

### Absolute Maximum Ratings $T_C=25^\circ\text{C}$ unless otherwise noted

Symbol	Parameter	Ratings	Units
$V_{CBO}$	Collector-Base Voltage	- 180	V
$V_{CEO}$	Collector-Emitter Voltage	- 180	V
$V_{EBO}$	Emitter-Base Voltage	- 5	V
$I_C$	Collector Current	- 100	mA
$P_C$	Collector Dissipation ( $T_a=25^\circ\text{C}$ )	1.2	W
$P_C$	Collector Dissipation ( $T_C=25^\circ\text{C}$ )	8	W
$T_J$	Junction Temperature	150	$^\circ\text{C}$
$T_{STG}$	Storage Temperature	- 55 ~ 150	$^\circ\text{C}$

### Electrical Characteristics $T_C=25^\circ\text{C}$ unless otherwise noted

Symbol	Parameter	Test Condition	Min.	Typ.	Max.	Units
$I_{CBO}$	Collector Cut-off Current	$V_{CB} = - 180\text{V}, I_E = 0$			- 1	$\mu\text{A}$
$I_{EBO}$	Emitter Cut-off Current	$V_{EB} = - 3\text{V}, I_C = 0$			- 1	$\mu\text{A}$
$h_{FE1}$ $h_{FE2}$	* DC Current Gain	$V_{CE} = - 5\text{V}, I_C = - 1\text{mA}$ $V_{CE} = - 5\text{V}, I_C = - 10\text{mA}$	90 100	200 200	320	
$V_{CE(sat)}$	* Collector-Emitter Saturation Voltage	$I_C = - 50\text{mA}, I_B = - 5\text{mA}$		- 0.16	- 0.5	V
$V_{BE(sat)}$	* Base-Emitter Saturation Voltage	$I_C = - 50\text{mA}, I_B = - 5\text{mA}$		- 0.8	- 1.5	V
$f_T$	Current Gain Bandwidth Product	$V_{CE} = - 10\text{V}, I_C = - 20\text{mA}$		180		MHz
$C_{ob}$	Output Capacitance	$V_{CB} = - 10\text{V}, I_E = 0, f=1\text{MHz}$		4.5	7	pF
NF	Noise Figure	$V_{CE} = - 10\text{V}, I_C = - 1\text{mA}$ $R_S = 10\text{k}\Omega, f = 1\text{MHz}$		4		dB

\* Pulse Test:  $PW \leq 350\mu\text{s}$ , Duty Cycle  $\leq 2\%$  Pulsed

### $h_{FE}$ Classification

Classification	O	Y
$h_{FE2}$	100 ~ 200	160 ~ 320

# Typical Characteristics

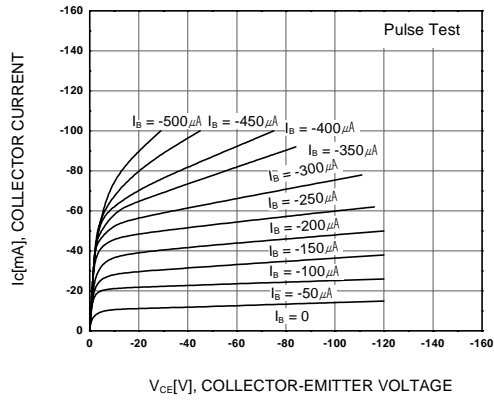


Figure 1. Static Characteristic

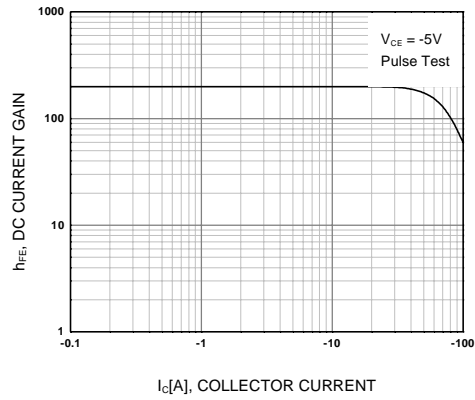


Figure 2. DC current Gain

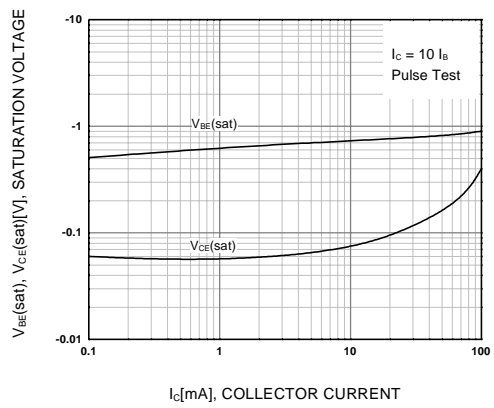


Figure 3. Base-Emitter Saturation Voltage  
Collector-Emitter Saturation Voltage

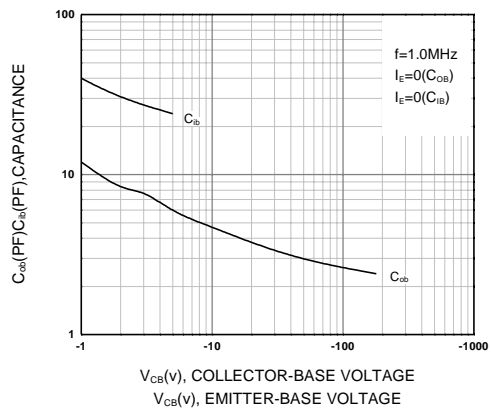


Figure 4. Collector Output Capacitance

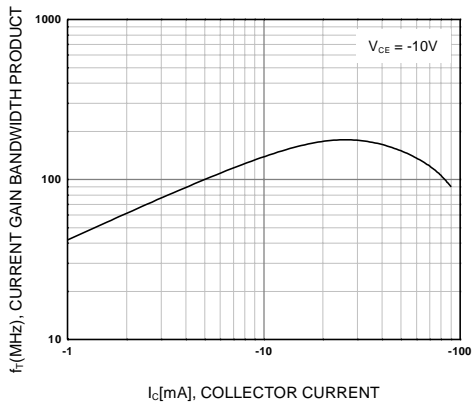


Figure 5. Current Gain Bandwidth Product

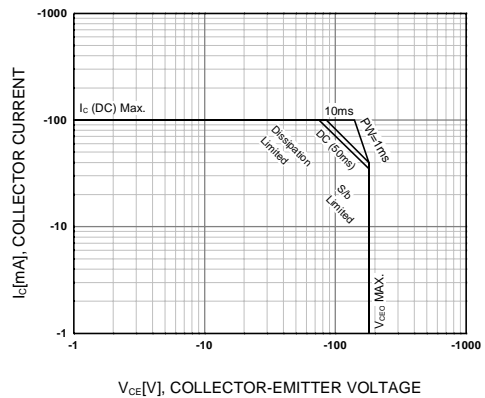


Figure 6. Safe Operating Area

# Typical Characteristics (Continued)

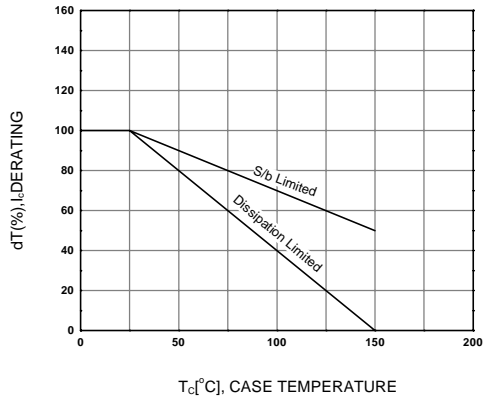


Figure 7. Derating Curve of Safe Operating Areas

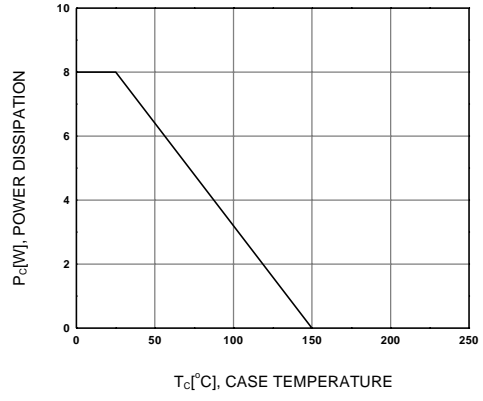


Figure 8. Power Derating

# Package Dimensions

KSA1142

## TO-126



Dimensions in Millimeters

## TRADEMARKS

The following are registered and unregistered trademarks Fairchild Semiconductor owns or is authorized to use and is not intended to be an exhaustive list of all such trademarks.

ACEx™	HiSeC™	SuperSOT™-8
Bottomless™	ISOPLANAR™	SyncFET™
CoolFET™	MICROWIRE™	TinyLogic™
CROSSVOLT™	POP™	UHC™
E <sup>2</sup> CMOS™	PowerTrench®	VCX™
FACT™	QFET™	
FACT Quiet Series™	QS™	
FAST®	Quiet Series™	
FASTr™	SuperSOT™-3	
GTO™	SuperSOT™-6	

## DISCLAIMER

FAIRCHILD SEMICONDUCTOR RESERVES THE RIGHT TO MAKE CHANGES WITHOUT FURTHER NOTICE TO ANY PRODUCTS HEREIN TO IMPROVE RELIABILITY, FUNCTION OR DESIGN. FAIRCHILD DOES NOT ASSUME ANY LIABILITY ARISING OUT OF THE APPLICATION OR USE OF ANY PRODUCT OR CIRCUIT DESCRIBED HEREIN; NEITHER DOES IT CONVEY ANY LICENSE UNDER ITS PATENT RIGHTS, NOR THE RIGHTS OF OTHERS.

## LIFE SUPPORT POLICY

FAIRCHILD'S PRODUCTS ARE NOT AUTHORIZED FOR USE AS CRITICAL COMPONENTS IN LIFE SUPPORT DEVICES OR SYSTEMS WITHOUT THE EXPRESS WRITTEN APPROVAL OF FAIRCHILD SEMICONDUCTOR INTERNATIONAL.

As used herein:

1. Life support devices or systems are devices or systems which, (a) are intended for surgical implant into the body, or (b) support or sustain life, or (c) whose failure to perform when properly used in accordance with instructions for use provided in the labeling, can be reasonably expected to result in significant injury to the user.
2. A critical component is any component of a life support device or system whose failure to perform can be reasonably expected to cause the failure of the life support device or system, or to affect its safety or effectiveness.

## PRODUCT STATUS DEFINITIONS

### Definition of Terms

Datasheet Identification	Product Status	Definition
Advance Information	Formative or In Design	This datasheet contains the design specifications for product development. Specifications may change in any manner without notice.
Preliminary	First Production	This datasheet contains preliminary data, and supplementary data will be published at a later date. Fairchild Semiconductor reserves the right to make changes at any time without notice in order to improve design.
No Identification Needed	Full Production	This datasheet contains final specifications. Fairchild Semiconductor reserves the right to make changes at any time without notice in order to improve design.
Obsolete	Not In Production	This datasheet contains specifications on a product that has been discontinued by Fairchild semiconductor. The datasheet is printed for reference information only.

Home >> Find products >>

## KSA1142

PNP Epitaxial Silicon Transistor

### Contents

- [Features](#)
- [Product status/pricing/packageing](#)
- [Order Samples](#)
- [Qualification Support](#)

### Features

**Audio Frequency Power Amplifier**  
**High Frequency Power Amplifier**

- Complement to KSC2682

[back to top](#)

**Product status/pricing/packageing**

**BUY**

**BUY**

### Datasheet

[Download this datasheet](#)



[e-mail this datasheet](#)



### This page

[Print version](#)

### Related Links

[Request samples](#)

[How to order products](#)

[Product Change Notices \(PCNs\)](#)

[Support](#)

[Sales support](#)

[Quality and reliability](#)

[Design center](#)

Product	Product status	Pb-free Status	Pricing*	Package type	Leads	Packing method	Package Marking Convention**
KSA1142OSTU	Full Production	Full Production	\$0.151	<a href="#">TO-126</a>	3	RAIL	Line 1: \$Y (Fairchild logo) &3 (3-Digit Date Code) Line 3: A1142-O
KSA1142YSTU	Full Production	Full Production	\$0.151	<a href="#">TO-126</a>	3	RAIL	Line 1: \$Y (Fairchild logo) &3 (3-Digit Date Code) Line 3: A1142-Y

\* Fairchild 1,000 piece Budgetary Pricing

\*\* A sample button will appear if the part is available through Fairchild's on-line samples program. If there is no sample button, please contact a [Fairchild distributor](#) to obtain samples



Indicates product with Pb-free second-level interconnect. For more information [click here](#).

Package marking information for product KSA1142 is available. [Click here for more information](#).

[back to top](#)

### Qualification Support

Click on a product for detailed qualification data

Product
<a href="#">KSA1142OSTU</a>
<a href="#">KSA1142YSTU</a>

[back to top](#)

© 2007 Fairchild Semiconductor



[Products](#) | [Design Center](#) | [Support](#) | [Company News](#) | [Investors](#) | [My Fairchild](#) | [Contact Us](#) | [Site Index](#) | [Privacy Policy](#) | [Site Terms & Conditions](#) | [Standard Terms & Conditions](#) | [Legal](#)