

# ADSL MAGNETICS

S560-6600-EY

## ELECTRICAL CHARACTERISTICS (@25°C)

### NOMINAL TURNS RATIO:

(8-6) : (1-4)

1 : 1

CONNECT TERMINALS 2 TO 3 & 5 TO 7

### DC RESISTANCE:

(1-3)

1.1Ω MAX

(2-4)

1.1Ω MAX

(7-6)

1.1Ω MAX

(8-5)

1.1Ω MAX

### INDUCTANCE @ 100 kHz, 0.1 V<sub>rms</sub>:

(1-4)

850 μH ±5%

CONNECT TERMINALS 2 TO 3

### MAXIMUM LEAKAGE INDUCTANCE:

(1-4)

3 μH

CONNECT TERMINALS 2 TO 3 & 5 TO 7

SHORT TERMINALS 5, 6, 7 & 8

### DIRECT CAPACITANCE:

BETWEEN (1-4) & (8-6)

45 pF MAX

CONNECT TERMINALS 2 TO 3 & 5 TO 7

### MINIMUM DIELECTRIC RATING:

BETWEEN (1-4) & (8-6)

1500 V<sub>rms</sub>

CONNECT TERMINALS 2 TO 3 & 5 TO 7

### COMPLIES WITH UL1950

### OPERATING TEMPERATURE RANGE:

-40°C TO +85°C

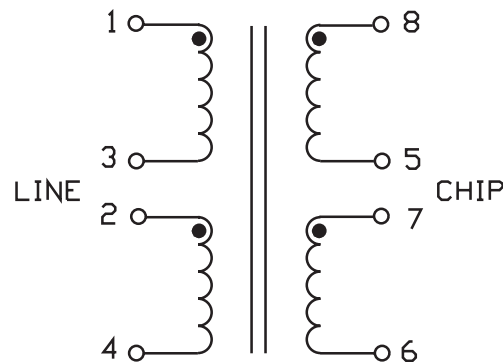
DESIGNED TO COMPLY WITH UL1950, EN60950, BABT, CSA950, AND AS/N253260

SUPPLEMENTARY INSULATION FOR A PRIMARY CIRCUIT AT

250 V<sub>rms</sub> WORKING VOLTAGE

DESIGNED TO COMPLY WITH GR-1089-CORE SECOND LEVEL LIGHTNING SURGE

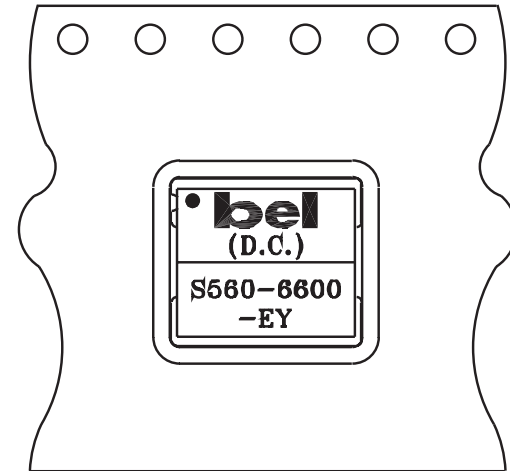
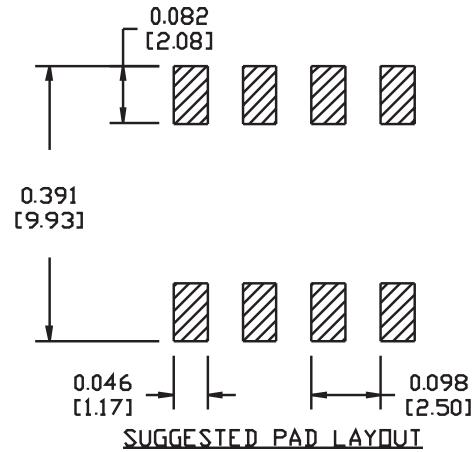
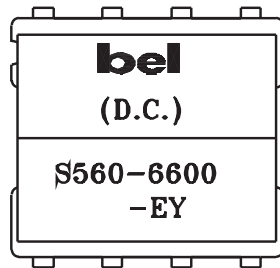
## SCHEMATIC





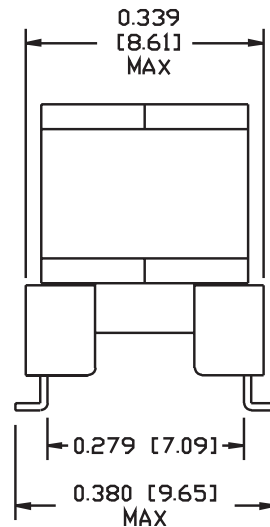
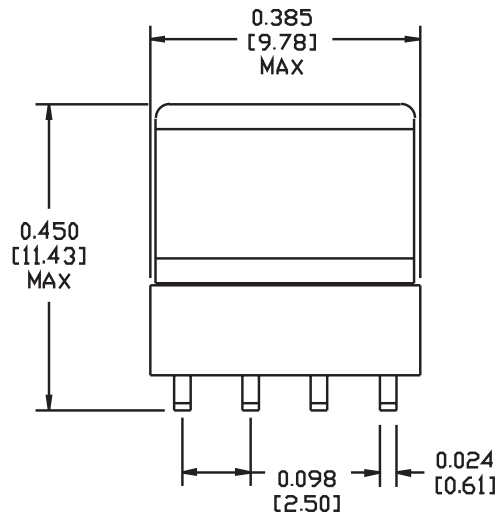
## ADSL MAGNETICS

S560-6600-EY



➔ USER FEED DIRECTION

ORIENTATION OF COMPONENT INSIDE POCKET



TAPE WIDTH	24MM
POCKET PITCH	16MM
QUANTITY OF COMPONENTS PER REEL	300
PLASTIC REEL OUTER DIAMETER	13 INCHES
PLASTIC REEL HUB DIAMETER	4 INCHES
COMPLY WITH EIA 481-2-A	