


Type MRT Time Lag Radial Lead Micro Fuse Series

RoHS 6 Compliant

MRTD0808



Electrical Characteristics (IEC 127-3 STANDARD SHEET 4)

Rated Current	1.5 In		2.1 In		2.75 In		4 In		10 In	
	MIN	MAX	MIN	MAX	MIN	MAX	MIN	MAX	MIN	MAX
80mA to 6.3A inclusive	1 hr.	2 min.	400 ms	10 sec	150 ms	3 sec	20 ms	150 ms		

Approvals

Safety Agency Approvals	Amp range / Volt @ I.R. ability
Certificate No. 408882, 9921061	80mA to 5A / 250V AC @ 35A or 10 In whichever is greater
License No. 139937, 40001000	80mA to 6.3A / 250V AC @ 35A or 10 In whichever is greater
Recognized File No. E20624	80mA to 6.3A / 277V AC @ 100A
Acceptance File No. LR39772	80mA to 6.3A / 250V AC @ 50A
File No. JET1037-31007-1001	1A to 5A / 250V AC @ 100A
Licence No. 2002010207021532	80mA to 6.3A / 250V AC @ 35A or 10 In whichever is greater

RoHS 6 Compliant Product

RoHS Wave Soldering Compatible : (260°C, 10 sec max)

Environmental Specification

Shock Resistance

MIL-STD-202G, Method 213B, Condition I
(100 G's peak for 6 milliseconds; Sawtooth Waveform)

Vibration Resistance

10-55 Hz x 3 axis/ no load (MIL-STD-202G, Method 201A)

Salt Spray Resistance

MIL-STD-202G, Method 101E, Condition B (48Hrs)

Solderability

MIL-STD-202G, Method 208H

Soldering Heat Resistance

MIL-STD-202G Method 210F, Test Condition C.Top Side
(260°C, 20 sec)

Moisture Resistance

MIL-STD-202G, Method 106G

Operating Temperature

-55°C to +125°C

Physical Specification

Materials

Base and Cover: Black thermoplastic, UL 94-V0
Pins: 100% Matte Tin Plated Copper Alloy

Catalog Number	Ampere Rating	Typical Cold Resistance (ohm)	Volt-drop @100% In (Volt) max.	Melting I ² T < 10 mSec (A ² Sec)	Melting I ² T @10 In (A ² Sec)	Maximum Power Dissipation (W)
MRT 80	80mA	3.28	0.40	0.01	0.01	0.10
MRT 100	100mA	2.23	0.35	0.02	0.02	0.11
MRT 125	125mA	1.52	0.30	0.04	0.04	0.13
MRT 160	160mA	1.03	0.26	0.07	0.06	0.15
MRT 200	200mA	0.70	0.23	0.12	0.11	0.17
MRT 250	250mA	0.52	0.22	0.38	0.41	0.19
MRT 315	315mA	0.38	0.19	0.60	0.66	0.22
MRT 400	400mA	0.28	0.16	0.95	1.00	0.25
MRT 500	500mA	0.211	0.15	1.50	1.70	0.29
MRT 630	630mA	0.156	0.13	2.4	2.6	0.33
MRT 800	800mA	0.115	0.12	3.7	4.2	0.38
MRT 1	1A	0.085	0.11	5.9	6.7	0.44
MRT 1.25	1.25A	0.063	0.10	9	11	0.51
MRT 1.6	1.6A	0.047	0.095	15	17	0.58
MRT 2	2A	0.035	0.090	23	27	0.67
MRT 2.5	2.5A	0.026	0.087	37	43	0.77
MRT 3.15	3.15A	0.019	0.083	58	69	0.88
MRT 4	4A	0.014	0.080	92	110	1.02
MRT 5	5A	0.010	0.077	145	175	1.17
MRT 6.3	6.3A	0.008	0.073	230	281	1.34

Consult manufacturer for other ratings

Marking

On fuse:

“bel”, “T”, “Current Rating”, “250V” and “Appropriate Safety Logos”

On label:

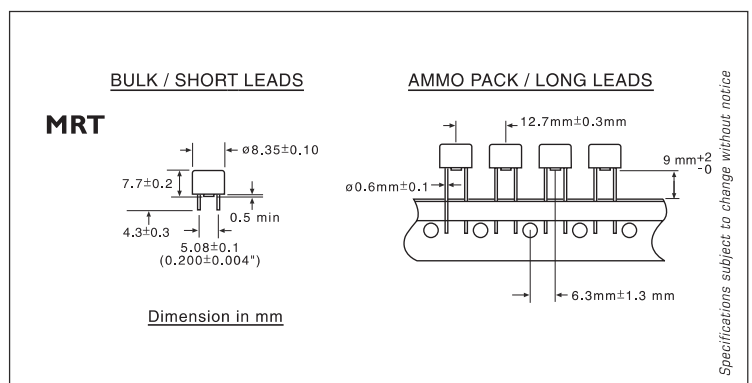
“bel”, “MRT”, “Current Rating”, “Voltage Rating”, “Interrupting Rating”, “Appropriate Safety Logos” and , (China RoHS compliant).

Packaging

1. In bulk: 1,000 pcs per box

2. On tape: Ammo pack, 1,000 pcs per box per EIA-468-A and IEC-286-2 (Long Leads)

Mechanical Dimensions



ORDERING INFORMATION SEE LAST 2 PAGES

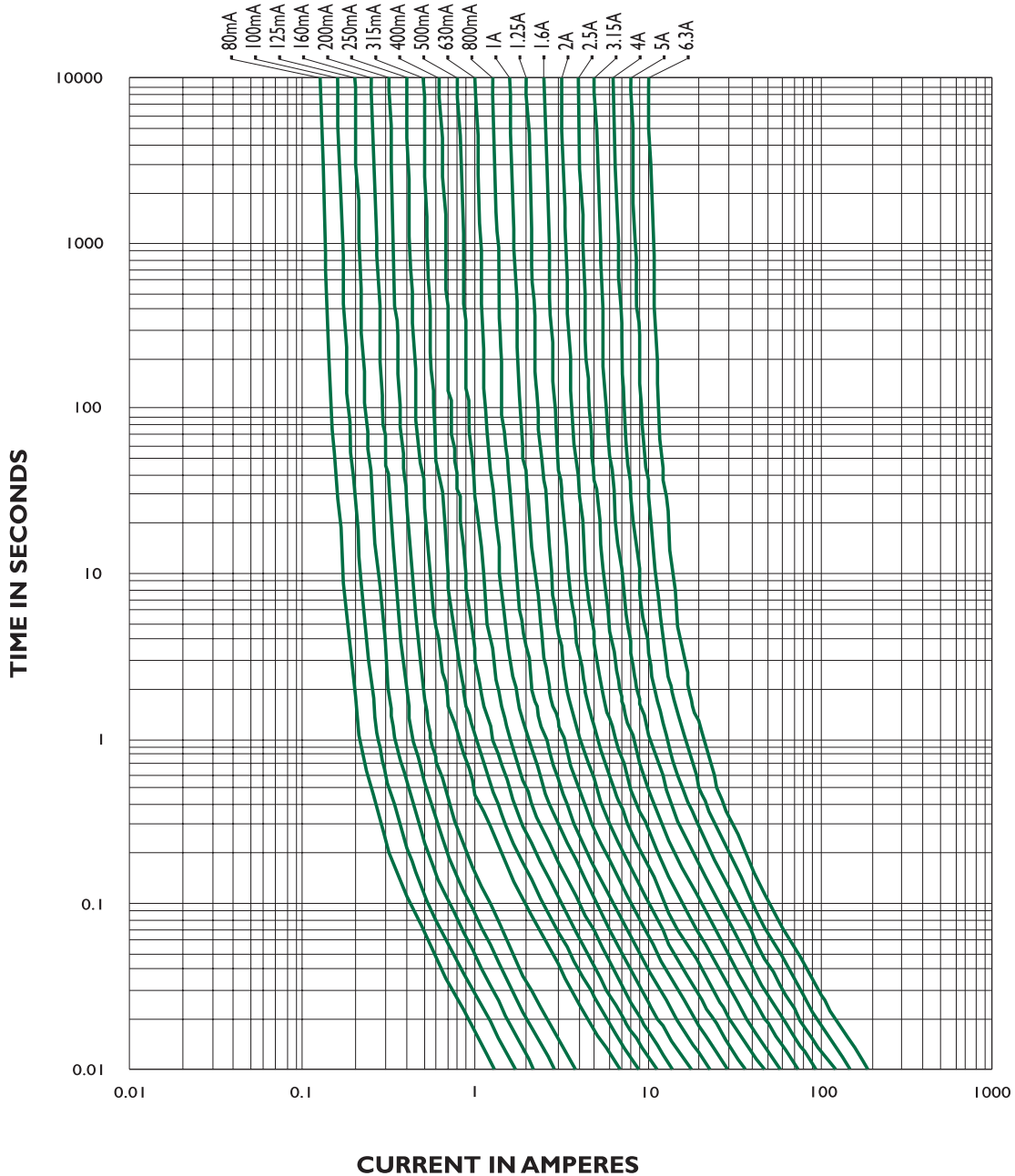
Type MRT
Time Lag Radial Lead Micro Fuse Series

RoHS 6 Compliant



MRTC0808

MRT - TIME CURRENT CHARACTERISTIC CURVE



Specifications subject to change without notice

NOTE - see important information under "User Guide" on P.08

Corporate Office

Bel Fuse Inc.
 206 Van Vorst Street, Jersey City, NJ 07302
 Tel: 201-432-0463
 Fax: 201-432-9542
 E-Mail: belfuse@belfuse.com
 Website: www.belfuse.com

Far East Office

Bel Fuse Ltd.
 8F/8 Luk Hop Street
 San Po Kong
 Kowloon, Hong Kong
 Tel: 852-2328-5515
 Fax: 852-2352-3706

European Office

Bel Fuse Europe Ltd.
 Preston Technology Management Centre
 Marsh Lane, Preston PR1 8UG
 Lancashire, U.K
 Tel: 44-1772-556601
 Fax: 44-1772-888366