

PLEASE CHECK WWW.MOLEX.COM FOR LATEST PART INFORMATION

Part Number: [0879141016](#)
Status: **Active**
Overview: [cgrid_sl_products](#)
Description: 2.54mm (.100") Pitch C-Grid® Header, Through Hole, Dual Row, Vertical, 10 Circuits, 2.50µm (98.4µ") Tin (Sn) Overall Plating, Tray Packaging, Lead-free

Documents:

[3D Model](#) [Product Specification PS-87920-019 \(PDF\)](#)
[Drawing \(PDF\)](#) [RoHS Certificate of Compliance \(PDF\)](#)

Agency Certification

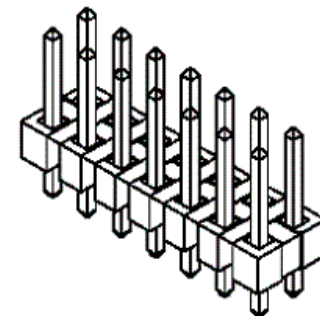
UL E29179

General

Product Family PCB Headers
 Series [87914](#)
 Application Board-to-Board, Wire-to-Board
 Overview [cgrid_sl_products](#)
 Product Name C-Grid®

Physical

Breakaway Yes
 Circuits (Loaded) 10
 Circuits (maximum) 10
 Color - Resin Black
 First Mate / Last Break No
 Flammability 94V-0
 Glow-Wire Compliant No
 Guide to Mating Part No
 Keying to Mating Part None
 Lock to Mating Part None
 Mated Height (in) 0.230 In
 Mated Height (mm) 5.84 mm
 Material - Metal Copper Alloy
 Material - Plating Mating Tin
 Material - Plating Termination Nickel
 Material - Resin High Temperature Thermoplastic
 Number of Rows 2
 Orientation Vertical
 PC Tail Length (in) 0.110 In
 PC Tail Length (mm) 2.79 mm
 PCB Locator No
 PCB Retention None
 PCB Thickness Recommended (in) 0.062 In
 PCB Thickness Recommended (mm) 1.60 mm
 Packaging Type Tray
 Pitch - Mating Interface (in) 0.100 In
 Pitch - Mating Interface (mm) 2.54 mm
 Pitch - Term. Interface (in) 0.100 In
 Pitch - Term. Interface (mm) 2.54 mm
 Plating min: Mating (µin) 98
 Plating min: Mating (µm) 2.50
 Plating min: Termination (µin) 49
 Plating min: Termination (µm) 1.25
 Polarized to Mating Part No
 Polarized to PCB No



Series

image - Reference only

EU RoHS

ELV and RoHS Compliant
REACH SVHC
 Not Reviewed
Halogen-Free Status
Not Reviewed

China RoHS



Need more information on product environmental compliance?

Email productcompliance@molex.com
 For a multiple part number RoHS Certificate of Compliance, [click here](#)

Please visit the [Contact Us](#) section for any non-product compliance questions.

Search Parts in this Series

[87914Series](#)

Mates With

7859 Shunts. C-Grid® PCB Receptacles like 71850. [SL™](#) IDT Housing like 70450

Shrouded	No
Stackable	No
Surface Mount Compatible (SMC)	Yes
Temperature Range - Operating	-55°C to +105°C
Termination Interface: Style	Through Hole

Electrical

Current - Maximum per Contact	3A
Voltage - Maximum	250V

Solder Process Data

Duration at Max. Process Temperature (seconds)	12
Lead-free Process Capability	Wave Capable (TH only)
Max. Cycles at Max. Process Temperature	1
Process Temperature max. C	260

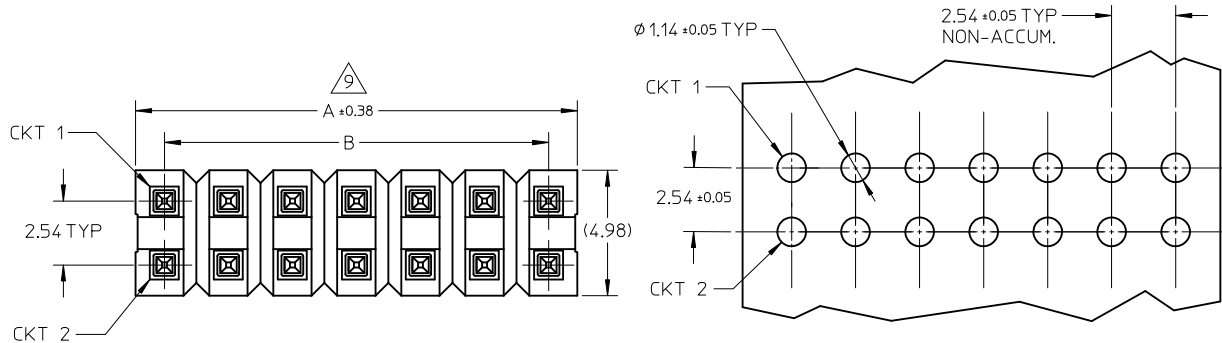
Material Info

Reference - Drawing Numbers

Packaging Specification	PK-89990-489
Product Specification	PS-87920-019
Sales Drawing	SD-87914-013

This document was generated on 05/25/2010

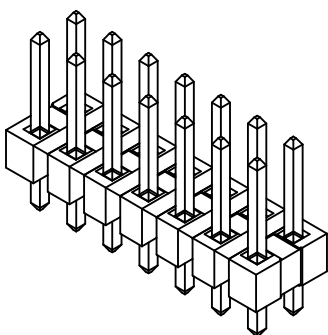
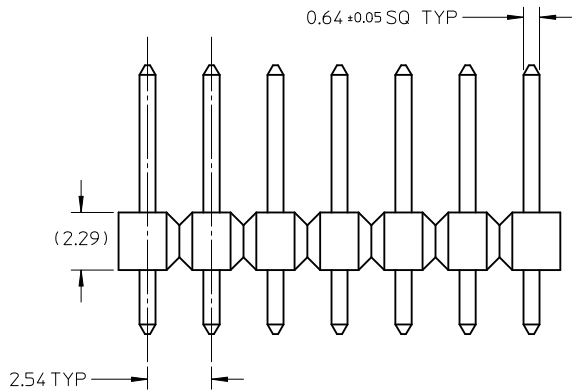
PLEASE CHECK WWW.MOLEX.COM FOR LATEST PART INFORMATION



RECOMMENDED P.C.B. HOLE LAYOUT

NOTES:

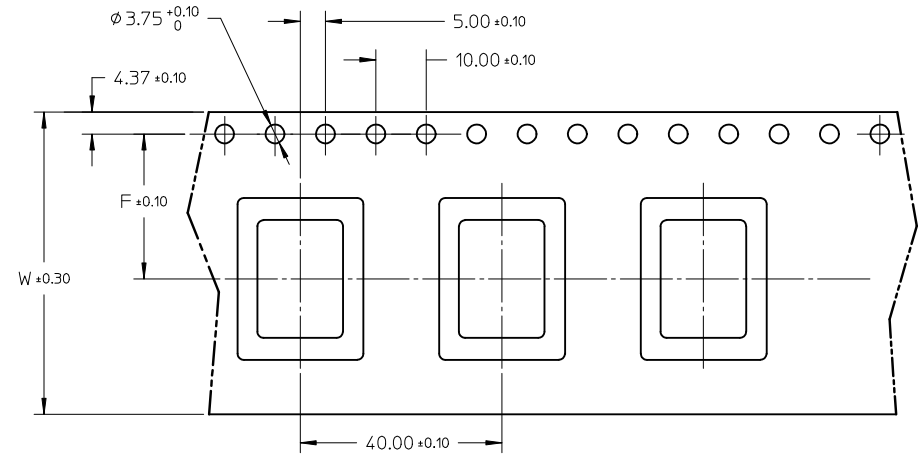
1. MATERIAL:
 - HSG: LCP, GLASS-FILLED, UL94V-0, COLOR: BLACK
 - PIN: 0.64MM SQ PIN, COPPER ALLOY
2. PLATING TYPE:
 - (1) : GOLD FLASH OVER
1.25 MICRO METER MIN. NICKEL OVERALL.
 - (2) : 0.025 μm MIN. GOLD PLATE ON CONTACT AND
1.88 μm MIN. TIN ON SOLDERTAIL OVER
1.25 μm MIN. NICKEL OVERALL.
 - (3) : 0.25 μm MIN. GOLD PLATE ON CONTACT AND
1.88 μm MIN. TIN ON SOLDERTAIL OVER
1.25 μm MIN. NICKEL OVERALL.
 - (4) : 0.38 μm MIN. GOLD PLATE ON CONTACT AND
1.88 μm MIN. TIN ON SOLDERTAIL OVER
1.25 μm MIN. NICKEL OVERALL.
 - (5) : 0.75 μm MIN. GOLD PLATE ON CONTACT AND
1.88 μm MIN. TIN ON SOLDERTAIL OVER
1.25 μm MIN. NICKEL OVERALL
 - (6) : 2.50 μm MIN. TIN IN SELECTED AREA OVER
1.25 μm MIN. NICKEL OVERALL.
 - (7) : 0.38 μm MIN. GOLD PLATE ON CONTACT AND
2.50 μm MIN. TIN ON SOLDERTAIL OVER
1.25 μm MIN. NICKEL OVERALL.
 - (8) : 0.38 μm MIN. GOLD PLATE ON CONTACT AND
0.05 μm MIN. GOLD FLASH ON SOLDERTAIL OVER
1.25 μm MIN. NICKEL OVERALL.
3. PIN PUSHOUT FORCE: 1KG MIN IN EITHER DIRECTION
4. THE ABOVE 14 CKT IS FOR ILLUSTRATION PURPOSE ONLY.
5. FOR PACKAGING OPTION PLEASE REFER TO THE TABLE.
6. RECOMMENDED PCB THICKNESS 1.60MM.
7. PRODUCT SPECIFICATION: PS-87920-019
8. WAFER TO BE FLAT WITHIN 0.003mm/mm
9. IRREGULAR CIRCUIT CUTOFF WITHIN BREAKAWAY SECTION IS PERMISSIBLE. CUTTING OR CHIPPING OF THE MAIN BODY IS NOT ACCEPTABLE.
10. PARTS ARE NOT STACKABLE ON 2.54 CENTER
11. CAP TO BE PLACED AS CENTRAL OF PART AS POSSIBLE WITH THE TOP SURFACE FLAT FOR PICK AND PLACE.
12. PACKAGING SPECIFICATION:
 - TRAY: PK-89990-489
 - BULK: PK-89990-491



PG8. +879140108 EC NO: S2010-0695 DRWN:ATSEE 2010/02/11 CHKD:PTLIM 2004/12/08 APPR:MLONG 2010/06/05 REV D7	QUALITY SYMBOLS $\nabla_A = 0$ $\nabla_C = 0$ $\nabla_P = 0$	GENERAL TOLERANCES (UNLESS SPECIFIED)		DIMENSION STYLE MM ONLY		SCALE NTS	DESIGN UNITS METRIC	THIRD ANGLE PROJECTION		
			mm	INCH	DRAWN BY	DATE	TITLE			
		4 PLACES	± ---	± ---	KCHO	2004/11/05	2.54MM PITCH DUAL ROW HEADER SINGLE WAFER, T/H MOLEX INCORPORATED			
		3 PLACES	± ---	± ---	CHECKED BY	DATE				
	ANGULAR ± 3 °		APPROVED BY	DATE	MATERIAL NO.		DOCUMENT NO.			
DRAFT WHERE APPLICABLE MUST REMAIN WITHIN DIMENSIONS		SEE TABLE		SCLOW 2004/12/10		SD-87914-013		SHEET NO. 1 OF 46		

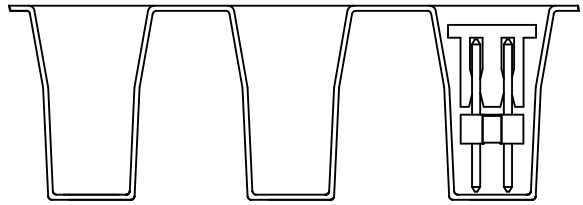
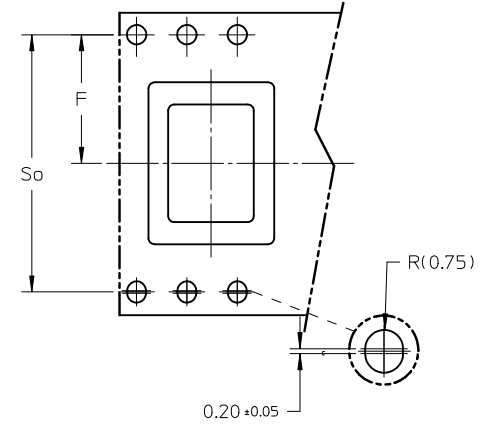
P/N	CKT SIZE	F	So	W	QTY/ REEL
87914-0627	06	11.50	-	24.00	250
87914-0827	08	11.50	-	24.00	250

FOR TAPE WIDTH WITH SINGLE ROW SPROCKET HOLES.



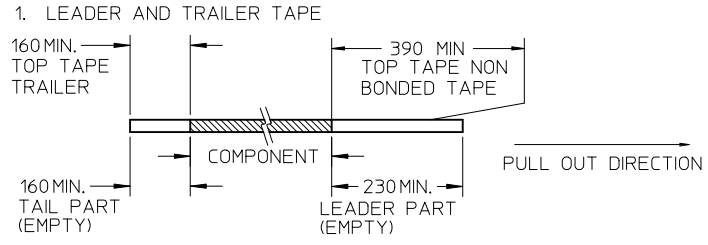
CUSTOMER PULL OUT DIRECTION

FOR TAPE WIDTH WITH 2 ROWS OF SPROCKET HOLES.

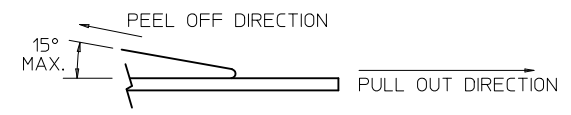


VIEW OF PART ORIENTATION IN TAPE & REEL

NOTES:



2. PEELING OFF FORCE OF THE TOP TAPE: 20 - 80gf. (PEELING DIRECTION AS SHOWN IN FOLLOWING FIGURE)



3. TAPE AND REEL SPECIFICATION IS AS PER EIA-481.
4. THE TAPE IS TREATED FOR ANTI-STATIC.

REV	DESCRIPTION	QUALITY SYMBOLS	GENERAL TOLERANCES (UNLESS SPECIFIED)		DIMENSION STYLE	SCALE	DESIGN UNITS	THIRD ANGLE PROJECTION
			mm	INCH	MM ONLY	NTS	METRIC	⊙ □
D7	PG8. +879140108 EC NO: S2010-0695 DRWN:ATSEE 2010/02/11 CHKD:PTLIM 2004/12/08 APPR:MLONG 2010/06/05	$F_A=0$ $F_C=0$ $F_P=0$	4 PLACES ± --- ± ---	3 PLACES ± --- ± ---	2 PLACES ± 0.20 ± ---	1 PLACE ± --- ± ---	ANGULAR ± 3 °	DRAFT WHERE APPLICABLE MUST REMAIN WITHIN DIMENSIONS
			DRAWN BY: KCHO DATE: 2004/11/05		CHECKED BY: PTLIM DATE: 2004/12/08		APPROVED BY: SCLOW DATE: 2004/12/10	
			MATERIAL NO. SEE TABLE		DOCUMENT NO. SD-87914-013		SHEET NO. 2 OF 46	
			THIS DRAWING CONTAINS INFORMATION THAT IS PROPRIETARY TO MOLEX INCORPORATED AND SHOULD NOT BE USED WITHOUT WRITTEN PERMISSION					

	10	9	8	7	6	5	4	3	2	1				
	PART NO. FOR TRAY PACKAGING	PART NO. FOR TUBE WITHOUT CAP PACKAGING	PART NO. FOR TUBE WITH CAP PACKAGING	PART NO. FOR TAPE & REEL WITHOUT CAP PACKAGING	PART NO. FOR TAPE & REEL WITH CAP PACKAGING	CKT SIZE	VOID POSITION	PLATING TYPE	DIMENSION					
								A	B	F	M	P		
F	87914-0411	-----	-----	-----	-----	4	----	1	5.08	2.54	10.92	5.84	2.79	F
	87914-0421	-----	-----	-----	-----	4	----	1	5.08	2.54	12.25	7.00	2.96	
	87914-0431	-----	-----	-----	-----	4	----	1	5.08	2.54	13.38	6.09	5.00	
	87914-0412	-----	-----	-----	-----	4	----	2	5.08	2.54	10.92	5.84	2.79	
	87914-0422	-----	-----	-----	-----	4	----	2	5.08	2.54	12.25	7.00	2.96	
	87914-0432	-----	-----	-----	-----	4	----	2	5.08	2.54	13.38	6.09	5.00	
E	87914-0413	-----	-----	-----	-----	4	----	3	5.08	2.54	10.92	5.84	2.79	E
	87914-0423	-----	-----	-----	-----	4	----	3	5.08	2.54	12.25	7.00	2.96	
	87914-0433	-----	-----	-----	-----	4	----	3	5.08	2.54	13.38	6.09	5.00	
	87914-0414	-----	-----	-----	-----	4	----	4	5.08	2.54	10.92	5.84	2.79	
	87914-0424	-----	-----	-----	-----	4	----	4	5.08	2.54	12.25	7.00	2.96	
	87914-0434	-----	-----	-----	-----	4	----	4	5.08	2.54	13.38	6.09	5.00	
D	87914-0415	-----	-----	-----	-----	4	----	5	5.08	2.54	10.92	5.84	2.79	D
	87914-0425	-----	-----	-----	-----	4	----	5	5.08	2.54	12.25	7.00	2.96	
	87914-0435	-----	-----	-----	-----	4	----	5	5.08	2.54	13.38	6.09	5.00	
	87914-0416	-----	-----	-----	-----	4	----	6	5.08	2.54	10.92	5.84	2.79	
	87914-0426	-----	-----	-----	-----	4	----	6	5.08	2.54	12.25	7.00	2.96	
	87914-0436	-----	-----	-----	-----	4	----	6	5.08	2.54	13.38	6.09	5.00	
C														C
B														B

PG8. +879140108 EC NO: S2010-0695 DRWN:ATSEE 2010/02/11 CHKD:PTLIM 2004/12/08 APPR:MLONG 2010/06/05 D7	QUALITY SYMBOLS $F_A=0$ $F_G=0$ $F_P=0$	GENERAL TOLERANCES (UNLESS SPECIFIED) <table border="1"> <tr><th colspan="2">mm</th><th>INCH</th></tr> <tr><td>4 PLACES</td><td>± ---</td><td>± ---</td></tr> <tr><td>3 PLACES</td><td>± ---</td><td>± ---</td></tr> <tr><td>2 PLACES</td><td>± 0.20</td><td>± ---</td></tr> <tr><td>1 PLACE</td><td>± ---</td><td>± ---</td></tr> </table>	mm		INCH	4 PLACES	± ---	± ---	3 PLACES	± ---	± ---	2 PLACES	± 0.20	± ---	1 PLACE	± ---	± ---	DIMENSION STYLE MM ONLY DRAWN BY: KCHO DATE: 2004/11/05 CHECKED BY: PTLIM DATE: 2004/12/08 APPROVED BY: SCLOW DATE: 2004/12/10	SCALE: NTS DESIGN UNITS: METRIC THIRD ANGLE PROJECTION	TITLE: 2.54MM PITCH DUAL ROW HEADER SINGLE WAFER, T/H
	mm		INCH																	
	4 PLACES	± ---	± ---																	
	3 PLACES	± ---	± ---																	
2 PLACES	± 0.20	± ---																		
1 PLACE	± ---	± ---																		
		DRAFT WHERE APPLICABLE MUST REMAIN WITHIN DIMENSIONS	MATERIAL NO.: SEE TABLE DOCUMENT NO.: SD-87914-013	MOLEX INCORPORATED	SHEET NO.: 4 OF 46															
			SIZE: A3 THIS DRAWING CONTAINS INFORMATION THAT IS PROPRIETARY TO MOLEX INCORPORATED AND SHOULD NOT BE USED WITHOUT WRITTEN PERMISSION																	

PART NO FOR TRAY PACKAGING	PART NO. FOR TUBE WITHOUT CAP PACKAGING	PART NO. FOR TUBE WITH CAP PACKAGING	PART NO. FOR TAPE & REEL WITHOUT CAP PACKAGING	PART NO. FOR TAPE & REEL WITH CAP PACKAGING	CKT SIZE	VOID POSITION	PLATING TYPE	DIMENSION					
								A	B	F	M	P	G
87914-0611	-----	-----	-----	-----	6	----	1	7.62	5.08	10.92	5.84	2.79	----
87914-0621	-----	-----	-----	-----	6	----	1	7.62	5.08	12.25	7.00	2.96	----
87914-0631	-----	-----	-----	-----	6	----	1	7.62	5.08	13.38	6.09	5.00	----
87914-0612	-----	-----	-----	-----	6	----	2	7.62	5.08	10.92	5.84	2.79	----
87914-0622	-----	-----	-----	-----	6	----	2	7.62	5.08	12.25	7.00	2.96	----
87914-0632	-----	-----	-----	-----	6	----	2	7.62	5.08	13.38	6.09	5.00	----
87914-0613	-----	-----	-----	-----	6	----	3	7.62	5.08	10.92	5.84	2.79	----
87914-0623	-----	-----	-----	-----	6	----	3	7.62	5.08	12.25	7.00	2.96	----
87914-0633	-----	-----	-----	-----	6	----	3	7.62	5.08	13.38	6.09	5.00	----
87914-0614	-----	-----	-----	-----	6	----	4	7.62	5.08	10.92	5.84	2.79	----
87914-0624	-----	-----	-----	-----	6	----	4	7.62	5.08	12.25	7.00	2.96	----
87914-0634	-----	-----	-----	-----	6	----	4	7.62	5.08	13.38	6.09	5.00	----
87914-0615	-----	-----	-----	-----	6	----	5	7.62	5.08	10.92	5.84	2.79	----
87914-0625	-----	-----	-----	-----	6	----	5	7.62	5.08	12.25	7.00	2.96	----
87914-0635	-----	-----	-----	-----	6	----	5	7.62	5.08	13.38	6.09	5.00	----
87914-0616	-----	-----	-----	-----	6	----	6	7.62	5.08	10.92	5.84	2.79	----
87914-0626	-----	-----	-----	-----	6	----	6	7.62	5.08	12.25	7.00	2.96	----
87914-0636	-----	-----	-----	-----	6	----	6	7.62	5.08	13.38	6.09	5.00	----
-----	-----	-----	-----	87914-0627	6	----	6	7.62	5.08	13.55	8.08	3.18	14.70

<p>PG8. +879140108 EC NO: S2010-0695 DRW:ATSEE 2010/02/11 CHKD:PTLIM 2004/12/08 APPR:MLONG 2010/06/05</p>										QUALITY SYMBOLS $F_A=0$ $F_G=0$ $F_P=0$	GENERAL TOLERANCES (UNLESS SPECIFIED) mm INCH 4 PLACES \pm --- \pm --- 3 PLACES \pm --- \pm --- 2 PLACES \pm 0.20 \pm --- 1 PLACE \pm --- \pm --- ANGULAR \pm 3 °	DIMENSION STYLE MM ONLY DRAWN BY DATE KCHO 2004/11/05 CHECKED BY DATE PTLIM 2004/12/08 APPROVED BY DATE SCLOW 2004/12/10	SCALE NTS	DESIGN UNITS METRIC	THIRD ANGLE PROJECTION	TITLE 2.54MM PITCH DUAL ROW HEADER SINGLE WAFER, T/H		
DRAFT WHERE APPLICABLE MUST REMAIN WITHIN DIMENSIONS				MATERIAL NO. SEE TABLE	DOCUMENT NO. SD-87914-013		SHEET NO. 5 OF 46											

Molex logo MOLEX INCORPORATED									
THIS DRAWING CONTAINS INFORMATION THAT IS PROPRIETARY TO MOLEX INCORPORATED AND SHOULD NOT BE USED WITHOUT WRITTEN PERMISSION									

	10	9	8	7	6	5	4	3	2	1				
	PART NO. FOR TRAY PACKAGING	PART NO. FOR TUBE WITHOUT CAP PACKAGING	PART NO. FOR TUBE WITH CAP PACKAGING	PART NO. FOR TAPE & REEL WITHOUT CAP PACKAGING	PART NO. FOR TAPE & REEL WITH CAP PACKAGING	CKT SIZE	VOID POSITION	PLATING TYPE	DIMENSION					
									A	B	F	M	P	G
F	87914-0811	-----	-----	-----	-----	8	-----	1	10.16	7.62	10.92	5.84	2.79	----
	87914-0821	-----	-----	-----	-----	8	-----	1	10.16	7.62	12.25	7.00	2.96	----
	87914-0831	-----	-----	-----	-----	8	-----	1	10.16	7.62	13.38	6.09	5.00	----
	87914-0812	-----	-----	-----	-----	8	-----	2	10.16	7.62	10.92	5.84	2.79	----
	87914-0822	-----	-----	-----	-----	8	-----	2	10.16	7.62	12.25	7.00	2.96	----
	87914-0832	-----	-----	-----	-----	8	-----	2	10.16	7.62	13.38	6.09	5.00	----
E	87914-0813	-----	-----	-----	-----	8	-----	3	10.16	7.62	10.92	5.84	2.79	----
	87914-0823	-----	-----	-----	-----	8	-----	3	10.16	7.62	12.25	7.00	2.96	----
	87914-0833	-----	-----	-----	-----	8	-----	4	10.16	7.62	13.38	6.09	5.00	----
	87914-0814	-----	-----	-----	-----	8	-----	4	10.16	7.62	10.92	5.84	2.79	----
	87914-0824	-----	-----	-----	-----	8	-----	4	10.16	7.62	12.25	7.00	2.96	----
	87914-0834	-----	-----	-----	-----	8	-----	4	10.16	7.62	13.38	6.09	5.00	----
D	87914-0815	-----	-----	-----	-----	8	-----	5	10.16	7.62	10.92	5.84	2.79	----
	87914-0825	-----	-----	-----	-----	8	-----	5	10.16	7.62	12.25	7.00	2.96	----
	87914-0835	-----	-----	-----	-----	8	-----	5	10.16	7.62	13.38	6.09	5.00	----
	87914-0816	-----	-----	-----	-----	8	-----	6	10.16	7.62	10.92	5.84	2.79	----
	87914-0826	-----	-----	-----	-----	8	-----	6	10.16	7.62	12.25	7.00	2.96	----
	87914-0836	-----	-----	-----	-----	8	-----	6	10.16	7.62	13.38	6.09	5.00	----
C	87914-0807	-----	-----	-----	-----	8	2,3,4,5,6,8	6	10.16	7.62	21.75	16.51	2.95	----
	-----	-----	-----	-----	87914-0827	8	-----	6	10.16	7.62	13.55	8.08	3.18	14.70

B									
---	--	--	--	--	--	--	--	--	--

PG8. +879140108 EC NO: S2010-0695 DRW:ATSEE 2010/02/11 CHKD:PTLIM 2004/12/08 APPR:MLONG 2010/06/05 D7	QUALITY SYMBOLS $F_A=0$ $F_G=0$ $F_P=0$	GENERAL TOLERANCES (UNLESS SPECIFIED) <table border="1"> <tr> <th></th> <th>mm</th> <th>INCH</th> </tr> <tr> <td>4 PLACES</td> <td>± ---</td> <td>± ---</td> </tr> <tr> <td>3 PLACES</td> <td>± ---</td> <td>± ---</td> </tr> <tr> <td>2 PLACES</td> <td>± 0.20</td> <td>± ---</td> </tr> <tr> <td>1 PLACE</td> <td>± ---</td> <td>± ---</td> </tr> </table>		mm	INCH	4 PLACES	± ---	± ---	3 PLACES	± ---	± ---	2 PLACES	± 0.20	± ---	1 PLACE	± ---	± ---	DIMENSION STYLE MM ONLY DRAWN BY: KCHO DATE: 2004/11/05 CHECKED BY: PTLIM DATE: 2004/12/08 APPROVED BY: SCLOW DATE: 2004/12/10	SCALE: NTS DESIGN UNITS: METRIC THIRD ANGLE PROJECTION	TITLE: 2.54MM PITCH DUAL ROW HEADER SINGLE WAFER, T/H
		mm	INCH																	
	4 PLACES	± ---	± ---																	
	3 PLACES	± ---	± ---																	
2 PLACES	± 0.20	± ---																		
1 PLACE	± ---	± ---																		
		DRAFT WHERE APPLICABLE MUST REMAIN WITHIN DIMENSIONS	MATERIAL NO.: SEE TABLE DOCUMENT NO.: SD-87914-013	SHEET NO.: 7 OF 46																
			THIS DRAWING CONTAINS INFORMATION THAT IS PROPRIETARY TO MOLEX INCORPORATED AND SHOULD NOT BE USED WITHOUT WRITTEN PERMISSION																	

10		9		8		7		6		5		4		3		2		1	
PART NO FOR TRAY PACKAGING	PART NO. FOR TUBE WITHOUT CAP PACKAGING	PART NO. FOR TUBE WITH CAP PACKAGING	PART NO. FOR TAPE & REEL WITHOUT CAP PACKAGING	PART NO. FOR TAPE & REEL WITH CAP PACKAGING	PART NO. FOR BULK PACKAGING	CKT SIZE	VOID POSITION	PLATING TYPE	DIMENSION										
									A	B	F	M	P	G					
F	87914-1011	-----	-----	-----	-----	10	----	1	12.70	10.16	10.92	5.84	2.79	----					
	87914-1021	-----	-----	-----	-----	10	----	1	12.70	10.16	12.25	7.00	2.96	----					
	87914-1031	-----	-----	-----	-----	10	----	1	12.70	10.16	13.38	6.09	5.00	----					
	87914-1012	-----	-----	-----	-----	10	----	2	12.70	10.16	10.92	5.84	2.79	----					
	87914-1022	-----	-----	-----	-----	10	----	2	12.70	10.16	12.25	7.00	2.96	----					
	87914-1032	-----	-----	-----	-----	10	----	2	12.70	10.16	13.38	6.09	5.00	----					
E	87914-1013	-----	-----	-----	-----	10	----	3	12.70	10.16	10.92	5.84	2.79	----					
	87914-1023	-----	-----	-----	-----	10	----	3	12.70	10.16	12.25	7.00	2.96	----					
	87914-1033	-----	-----	-----	-----	10	----	3	12.70	10.16	13.38	6.09	5.00	----					
	87914-1014	-----	-----	-----	-----	10	----	4	12.70	10.16	10.92	5.84	2.79	----					
	87914-1024	-----	-----	-----	-----	10	----	4	12.70	10.16	12.25	7.00	2.96	----					
	87914-1034	-----	-----	-----	-----	10	----	4	12.70	10.16	13.38	6.09	5.00	----					
D	87914-1015	-----	-----	-----	-----	10	----	5	12.70	10.16	10.92	5.84	2.79	----					
	87914-1025	-----	-----	-----	-----	10	----	5	12.70	10.16	12.25	7.00	2.96	----					
	87914-1035	-----	-----	-----	-----	10	----	5	12.70	10.16	13.38	6.09	5.00	----					
	87914-1016	-----	-----	-----	-----	10	----	6	12.70	10.16	10.92	5.84	2.79	----					
	87914-1026	-----	-----	-----	-----	10	----	6	12.70	10.16	12.25	7.00	2.96	----					
	87914-1036	-----	-----	-----	-----	10	----	6	12.70	10.16	13.38	6.09	5.00	----					
C	87914-0001	-----	-----	-----	-----	10	----	7	12.70	10.16	12.07	5.97	3.81	----					
	-----	-----	-----	-----	87914-1037	10	9	4	12.70	10.16	10.92	5.84	2.79	----					
B																			

PG8, +879140108 EC NO: S2010-0695 DRW:ATSEE 2010/02/11 CHKD:PTLIM 2004/12/08 APPR:MLONG 2010/06/05	QUALITY SYMBOLS	GENERAL TOLERANCES (UNLESS SPECIFIED)	DIMENSION STYLE	SCALE	DESIGN UNITS	THIRD ANGLE PROJECTION															
	$F_A=0$ $F_G=0$ $F_P=0$	<table border="1"> <tr><th colspan="2">mm</th><th>INCH</th></tr> <tr><td>4 PLACES</td><td>± ---</td><td>± ---</td></tr> <tr><td>3 PLACES</td><td>± ---</td><td>± ---</td></tr> <tr><td>2 PLACES</td><td>± 0.20</td><td>± ---</td></tr> <tr><td>1 PLACE</td><td>± ---</td><td>± ---</td></tr> </table>	mm		INCH	4 PLACES	± ---	± ---	3 PLACES	± ---	± ---	2 PLACES	± 0.20	± ---	1 PLACE	± ---	± ---	MM ONLY	NTS	METRIC	
	mm		INCH																		
	4 PLACES	± ---	± ---																		
3 PLACES	± ---	± ---																			
2 PLACES	± 0.20	± ---																			
1 PLACE	± ---	± ---																			
DESCRIPTION	ANGULAR ± 3 °	DRAWN BY DATE	TITLE	2.54MM PITCH DUAL ROW HEADER SINGLE WAFER, T/H MOLEX INCORPORATED																	
REV	DRAFT WHERE APPLICABLE MUST REMAIN WITHIN DIMENSIONS	KCHO 2004/11/05	PTLIM 2004/12/08																		
		APPROVED BY DATE	SCLOW 2004/12/10	MATERIAL NO.	DOCUMENT NO.	SHEET NO.															
			SEE TABLE		SD-87914-013	9 OF 46															
			SIZE A3	THIS DRAWING CONTAINS INFORMATION THAT IS PROPRIETARY TO MOLEX INCORPORATED AND SHOULD NOT BE USED WITHOUT WRITTEN PERMISSION																	

	PART NO FOR TRAY PACKAGING	PART NO. FOR TUBE WITHOUT CAP PACKAGING	PART NO. FOR TUBE WITH CAP PACKAGING	PART NO. FOR TAPE & REEL WITHOUT CAP PACKAGING	PART NO. FOR TAPE & REEL WITH CAP PACKAGING	CKT SIZE	VOID POSITION	PLATING TYPE	DIMENSION				
									A	B	F	M	P
F	87914-1211	-----	-----	-----	-----	12	----	1	15.24	12.70	10.92	5.84	2.79
	87914-1221	-----	-----	-----	-----	12	----	1	15.24	12.70	12.25	7.00	2.96
	87914-1231	-----	-----	-----	-----	12	----	1	15.24	12.70	13.38	6.09	5.00
	87914-1212	-----	-----	-----	-----	12	----	2	15.24	12.70	10.92	5.84	2.79
	87914-1222	-----	-----	-----	-----	12	----	2	15.24	12.70	12.25	7.00	2.96
	87914-1232	-----	-----	-----	-----	12	----	2	15.24	12.70	13.38	6.09	5.00
E	87914-1213	-----	-----	-----	-----	12	----	3	15.24	12.70	10.92	5.84	2.79
	87914-1223	-----	-----	-----	-----	12	----	3	15.24	12.70	12.25	7.00	2.96
	87914-1233	-----	-----	-----	-----	12	----	3	15.24	12.70	13.38	6.09	5.00
	87914-1214	-----	-----	-----	-----	12	----	4	15.24	12.70	10.92	5.84	2.79
	87914-1224	-----	-----	-----	-----	12	----	4	15.24	12.70	12.25	7.00	2.96
	87914-1234	-----	-----	-----	-----	12	----	4	15.24	12.70	13.38	6.09	5.00
D	87914-1215	-----	-----	-----	-----	12	----	5	15.24	12.70	10.92	5.84	2.79
	87914-1225	-----	-----	-----	-----	12	----	5	15.24	12.70	12.25	7.00	2.96
	87914-1235	-----	-----	-----	-----	12	----	5	15.24	12.70	13.38	6.09	5.00
	87914-1216	-----	-----	-----	-----	12	----	6	15.24	12.70	10.92	5.84	2.79
	87914-1226	-----	-----	-----	-----	12	----	6	15.24	12.70	12.25	7.00	2.96
	87914-1236	-----	-----	-----	-----	12	----	6	15.24	12.70	13.38	6.09	5.00

C

B

PG8. +879140108 EC NO: S2010-0695 DRWN:ATSEE 2010/02/11 CHKD:PTLIM 2004/12/08 APPR:MLONG 2010/06/05	DESCRIPTION REV D7	QUALITY SYMBOLS	GENERAL TOLERANCES (UNLESS SPECIFIED)	DIMENSION STYLE	SCALE	DESIGN UNITS	THIRD ANGLE PROJECTION	
		$\nabla_A = 0$ $\nabla_C = 0$ $\nabla_P = 0$	mm INCH 4 PLACES ± --- ± --- 3 PLACES ± --- ± --- 2 PLACES ± 0.20 ± --- 1 PLACE ± --- ± --- ANGULAR ± 3 °	MM ONLY	NTS	METRIC	DRAWN BY: KCHO DATE: 2004/11/05 CHECKED BY: PTLIM DATE: 2004/12/08 APPROVED BY: SCLOW DATE: 2004/12/10	TITLE 2.54MM PITCH DUAL ROW HEADER SINGLE WAFER, T/H MOLEX INCORPORATED DOCUMENT NO. SD-87914-013 SHEET NO. 10 OF 46
		DRAFT WHERE APPLICABLE MUST REMAIN WITHIN DIMENSIONS		SEE TABLE	THIS DRAWING CONTAINS INFORMATION THAT IS PROPRIETARY TO MOLEX INCORPORATED AND SHOULD NOT BE USED WITHOUT WRITTEN PERMISSION			
				SIZE A3				

PART NO FOR TRAY PACKAGING	PART NO. FOR TUBE WITHOUT CAP PACKAGING	PART NO. FOR TUBE WITH CAP PACKAGING	PART NO. FOR TAPE & REEL WITHOUT CAP PACKAGING	PART NO. FOR TAPE & REEL WITH CAP PACKAGING	CKT SIZE	VOID POSITION	PLATING TYPE	DIMENSION				
								A	B	F	M	P
								F	87914-1411	-----	-----	-----
	87914-1421	-----	-----	-----	14	-----	1	17.78	15.24	12.25	7.00	2.96
	87914-1431	-----	-----	-----	14	-----	1	17.78	15.24	13.38	6.09	5.00
	87914-1412	-----	-----	-----	14	-----	2	17.78	15.24	10.92	5.84	2.79
	87914-1422	-----	-----	-----	14	-----	2	17.78	15.24	12.25	7.00	2.96
	87914-1432	-----	-----	-----	14	-----	2	17.78	15.24	13.38	6.09	5.00
E	87914-1413	-----	-----	-----	14	-----	3	17.78	15.24	10.92	5.84	2.79
	87914-1423	-----	-----	-----	14	-----	3	17.78	15.24	12.25	7.00	2.96
	87914-1433	-----	-----	-----	14	-----	3	17.78	15.24	13.38	6.09	5.00
	87914-1414	-----	-----	-----	14	-----	4	17.78	15.24	10.92	5.84	2.79
	87914-1424	-----	-----	-----	14	-----	4	17.78	15.24	12.25	7.00	2.96
	87914-1434	-----	-----	-----	14	-----	4	17.78	15.24	13.38	6.09	5.00
D	87914-1415	-----	-----	-----	14	-----	5	17.78	15.24	10.92	5.84	2.79
	87914-1425	-----	-----	-----	14	-----	5	17.78	15.24	12.25	7.00	2.96
	87914-1435	-----	-----	-----	14	-----	5	17.78	15.24	13.38	6.09	5.00
	87914-1416	-----	-----	-----	14	-----	6	17.78	15.24	10.92	5.84	2.79
	87914-1426	-----	-----	-----	14	-----	6	17.78	15.24	12.25	7.00	2.96
	87914-1436	-----	-----	-----	14	-----	6	17.78	15.24	13.38	6.09	5.00
C	87914-0007	-----	-----	-----	14	-----	6	17.78	15.24	13.42	8.08	3.05

B

PG8. +879140108 EC NO: S2010-0695 DRWN:ATSEE 2010/02/11 CHKD:PTLIM 2004/12/08 APPR:MLONG 2010/06/05 REV D7	QUALITY SYMBOLS	GENERAL TOLERANCES (UNLESS SPECIFIED)	DIMENSION STYLE	SCALE	DESIGN UNITS	THIRD ANGLE PROJECTION
	$\nabla_A = 0$ $\nabla_C = 0$ $\nabla_P = 0$	mm INCH 4 PLACES ± --- ± --- 3 PLACES ± --- ± --- 2 PLACES ± 0.20 ± --- 1 PLACE ± --- ± --- ANGULAR ± 3 °	MM ONLY	NTS	METRIC	
	DESCRIPTION	DRAFT WHERE APPLICABLE MUST REMAIN WITHIN DIMENSIONS	DRAWN BY DATE KCHO 2004/11/05 CHECKED BY DATE PTLIM 2004/12/08 APPROVED BY DATE SCLOW 2004/12/10	TITLE	2.54MM PITCH DUAL ROW HEADER SINGLE WAFER, T/H	
			MATERIAL NO. SEE TABLE SIZE A3 THIS DRAWING CONTAINS INFORMATION THAT IS PROPRIETARY TO MOLEX INCORPORATED AND SHOULD NOT BE USED WITHOUT WRITTEN PERMISSION	MOLEX INCORPORATED DOCUMENT NO. SD-87914-013 SHEET NO. 12 OF 46		

	10	9	8	7	6	5	4	3	2	1			
	PART NO FOR TRAY PACKAGING	PART NO. FOR TUBE WITHOUT CAP PACKAGING	PART NO. FOR TUBE WITH CAP PACKAGING	PART NO. FOR TAPE & REEL WITHOUT CAP PACKAGING	PART NO. FOR TAPE & REEL WITH CAP PACKAGING	CKT SIZE	VOID POSITION	PLATING TYPE	DIMENSION				
									A	B	F	M	P
F	87914-1611	-----	-----	-----	-----	16	-----	1	20.32	17.78	10.92	5.84	2.79
	87914-1621	-----	-----	-----	-----	16	-----	1	20.32	17.78	12.25	7.00	2.96
	87914-1631	-----	-----	-----	-----	16	-----	1	20.32	17.78	13.38	6.09	5.00
	87914-1612	-----	-----	-----	-----	16	-----	2	20.32	17.78	10.92	5.84	2.79
	87914-1622	-----	-----	-----	-----	16	-----	2	20.32	17.78	12.25	7.00	2.96
	87914-1632	-----	-----	-----	-----	16	-----	2	20.32	17.78	13.38	6.09	5.00
E	87914-1613	-----	-----	-----	-----	16	-----	3	20.32	17.78	10.92	5.84	2.79
	87914-1623	-----	-----	-----	-----	16	-----	3	20.32	17.78	12.25	7.00	2.96
	87914-1633	-----	-----	-----	-----	16	-----	3	20.32	17.78	13.38	6.09	5.00
	87914-1614	-----	-----	-----	-----	16	-----	4	20.32	17.78	10.92	5.84	2.79
	87914-1624	-----	-----	-----	-----	16	-----	4	20.32	17.78	12.25	7.00	2.96
	87914-1634	-----	-----	-----	-----	16	-----	4	20.32	17.78	13.38	6.09	5.00
D	87914-1615	-----	-----	-----	-----	16	-----	5	20.32	17.78	10.92	5.84	2.79
	87914-1625	-----	-----	-----	-----	16	-----	5	20.32	17.78	12.25	7.00	2.96
	87914-1635	-----	-----	-----	-----	16	-----	5	20.32	17.78	13.38	6.09	5.00
	87914-1616	-----	-----	-----	-----	16	-----	6	20.32	17.78	10.92	5.84	2.79
	87914-1626	-----	-----	-----	-----	16	-----	6	20.32	17.78	12.25	7.00	2.96
	87914-1636	-----	-----	-----	-----	16	-----	6	20.32	17.78	13.38	6.09	5.00
C	87914-1600	-----	-----	-----	-----	16	-----	6	20.32	17.78	9.49	4.50	2.70
B													

PG8. +879140108 EC NO: S2010-0695 DRW:ATSEE 2010/02/11 CHKD:PTLIM 2004/12/08 APPR:MLONG 2010/06/05 D7	QUALITY SYMBOLS	GENERAL TOLERANCES (UNLESS SPECIFIED)	DIMENSION STYLE	SCALE	DESIGN UNITS	THIRD ANGLE PROJECTION	
	$F_A=0$ $F_G=0$ $F_P=0$	mm INCH 4 PLACES ± --- ± --- 3 PLACES ± --- ± --- 2 PLACES ± 0.20 ± --- 1 PLACE ± --- ± --- ANGULAR ± 3 °	MM ONLY	NTS	METRIC		
			DRAWN BY DATE	TITLE	2.54MM PITCH DUAL ROW HEADER SINGLE WAFER, T/H		
			CHECKED BY DATE		MOLEX INCORPORATED		
			APPROVED BY DATE		SD-87914-013		
			MATERIAL NO.	DOCUMENT NO.	SHEET NO.		
		DRAFT WHERE APPLICABLE MUST REMAIN WITHIN DIMENSIONS	SEE TABLE	14 OF 46			
			SIZE	THIS DRAWING CONTAINS INFORMATION THAT IS PROPRIETARY TO MOLEX INCORPORATED AND SHOULD NOT BE USED WITHOUT WRITTEN PERMISSION			

PART NO FOR TRAY PACKAGING	PART NO. FOR TUBE WITHOUT CAP PACKAGING	PART NO. FOR TUBE WITH CAP PACKAGING	PART NO. FOR TAPE & REEL WITHOUT CAP PACKAGING	PART NO. FOR TAPE & REEL WITH CAP PACKAGING	CKT SIZE	VOID POSITION	PLATING TYPE	DIMENSION				
								A	B	F	M	P
								F	87914-2211	-----	-----	-----
	87914-2221	-----	-----	-----	22	----	1	27.94	25.40	12.25	7.00	2.96
	87914-2231	-----	-----	-----	22	----	1	27.94	25.40	13.38	6.09	5.00
	87914-2212	-----	-----	-----	22	----	2	27.94	25.40	10.92	5.84	2.79
	87914-2222	-----	-----	-----	22	----	2	27.94	25.40	12.25	7.00	2.96
	87914-2232	-----	-----	-----	22	----	2	27.94	25.40	13.38	6.09	5.00
E	87914-2213	-----	-----	-----	22	----	3	27.94	25.40	10.92	5.84	2.79
	87914-2223	-----	-----	-----	22	----	3	27.94	25.40	12.25	7.00	2.96
	87914-2233	-----	-----	-----	22	----	3	27.94	25.40	13.38	6.09	5.00
	87914-2214	-----	-----	-----	22	----	4	27.94	25.40	10.92	5.84	2.79
	87914-2224	-----	-----	-----	22	----	4	27.94	25.40	12.25	7.00	2.96
	87914-2234	-----	-----	-----	22	----	4	27.94	25.40	13.38	6.09	5.00
D	87914-2215	-----	-----	-----	22	----	5	27.94	25.40	10.92	5.84	2.79
	87914-2225	-----	-----	-----	22	----	5	27.94	25.40	12.25	7.00	2.96
	87914-2235	-----	-----	-----	22	----	5	27.94	25.40	13.38	6.09	5.00
	87914-2216	-----	-----	-----	22	----	6	27.94	25.40	10.92	5.84	2.79
	87914-2226	-----	-----	-----	22	----	6	27.94	25.40	12.25	7.00	2.96
	87914-2236	-----	-----	-----	22	----	6	27.94	25.40	13.38	6.09	5.00
C												
B												

PG8. +879140108 EC NO: S2010-0695 DRWN:ATSEE 2010/02/11 CHKD:PTLIM 2004/12/08 APPR:MLONG 2010/06/05 D7	QUALITY SYMBOLS $F_A=0$ $F_G=0$ $F_P=0$	GENERAL TOLERANCES (UNLESS SPECIFIED) <table border="1"> <tr> <th></th> <th>mm</th> <th>INCH</th> </tr> <tr> <td>4 PLACES</td> <td>± ---</td> <td>± ---</td> </tr> <tr> <td>3 PLACES</td> <td>± ---</td> <td>± ---</td> </tr> <tr> <td>2 PLACES</td> <td>± 0.20</td> <td>± ---</td> </tr> <tr> <td>1 PLACE</td> <td>± ---</td> <td>± ---</td> </tr> </table>		mm	INCH	4 PLACES	± ---	± ---	3 PLACES	± ---	± ---	2 PLACES	± 0.20	± ---	1 PLACE	± ---	± ---	DIMENSION STYLE MM ONLY	SCALE NTS	DESIGN UNITS METRIC	THIRD ANGLE PROJECTION
		mm	INCH																		
	4 PLACES	± ---	± ---																		
	3 PLACES	± ---	± ---																		
2 PLACES	± 0.20	± ---																			
1 PLACE	± ---	± ---																			
DRAWN BY KCHO	DATE 2004/11/05	TITLE 2.54MM PITCH DUAL ROW HEADER SINGLE WAFER, T/H																			
CHECKED BY PTLIM	DATE 2004/12/08	MOLEX INCORPORATED																			
APPROVED BY SCLOW	DATE 2004/12/10	MATERIAL NO. SEE TABLE	DOCUMENT NO. SD-87914-013	SHEET NO. 17 OF 46																	

	10	9	8	7	6	5	4	3	2	1				
	PART NO FOR TRAY PACKAGING	PART NO. FOR TUBE WITHOUT CAP PACKAGING	PART NO. FOR TUBE WITH CAP PACKAGING	PART NO. FOR TAPE & REEL WITHOUT CAP PACKAGING	PART NO. FOR TAPE & REEL WITH CAP PACKAGING	CKT SIZE	VOID POSITION	PLATING TYPE	DIMENSION					
								A	B	F	M	P		
F	87914-2411	-----	-----	-----	-----	24	----	1	30.48	27.94	10.92	5.84	2.79	F
	87914-2421	-----	-----	-----	-----	24	----	1	30.48	27.94	12.25	7.00	2.96	
	87914-2431	-----	-----	-----	-----	24	----	1	30.48	27.94	13.38	6.09	5.00	
	87914-2412	-----	-----	-----	-----	24	----	2	30.48	27.94	10.92	5.84	2.79	
	87914-2422	-----	-----	-----	-----	24	----	2	30.48	27.94	12.25	7.00	2.96	
	87914-2432	-----	-----	-----	-----	24	----	2	30.48	27.94	13.38	6.09	5.00	
E	87914-2413	-----	-----	-----	-----	24	----	3	30.48	27.94	10.92	5.84	2.79	E
	87914-2423	-----	-----	-----	-----	24	----	3	30.48	27.94	12.25	7.00	2.96	
	87914-2433	-----	-----	-----	-----	24	----	3	30.48	27.94	13.38	6.09	5.00	
	87914-2414	-----	-----	-----	-----	24	----	4	30.48	27.94	10.92	5.84	2.79	
	87914-2424	-----	-----	-----	-----	24	----	4	30.48	27.94	12.25	7.00	2.96	
	87914-2434	-----	-----	-----	-----	24	----	4	30.48	27.94	13.38	6.09	5.00	
D	87914-2415	-----	-----	-----	-----	24	----	5	30.48	27.94	10.92	5.84	2.79	D
	87914-2425	-----	-----	-----	-----	24	----	5	30.48	27.94	12.25	7.00	2.96	
	87914-2435	-----	-----	-----	-----	24	----	5	30.48	27.94	13.38	6.09	5.00	
	87914-2416	-----	-----	-----	-----	24	----	6	30.48	27.94	10.92	5.84	2.79	
	87914-2426	-----	-----	-----	-----	24	----	6	30.48	27.94	12.25	7.00	2.96	
	87914-2436	-----	-----	-----	-----	24	----	6	30.48	27.94	13.38	6.09	5.00	
C														C
B														B

PG8, +879140108 EC NO: S2010-0695 DRWN:ATSEE 2010/02/11 CHKD:PTLIM 2004/12/08 APPR:MLONG 2010/06/05 D7	QUALITY SYMBOLS	GENERAL TOLERANCES (UNLESS SPECIFIED)	DIMENSION STYLE	SCALE	DESIGN UNITS	THIRD ANGLE PROJECTION
	$F_A=0$ $F_C=0$ $F_P=0$	mm INCH 4 PLACES ± --- ± --- 3 PLACES ± --- ± --- 2 PLACES ± 0.20 ± --- 1 PLACE ± --- ± --- ANGULAR ± 3 °	MM ONLY	NTS	METRIC	
	DESCRIPTION	DRAFT WHERE APPLICABLE MUST REMAIN WITHIN DIMENSIONS	DRAWN BY DATE KCHO 2004/11/05 CHECKED BY DATE PTLIM 2004/12/08 APPROVED BY DATE SCLOW 2004/12/10 MATERIAL NO. SEE TABLE DOCUMENT NO. SD-87914-013	TITLE	2.54MM PITCH DUAL ROW HEADER SINGLE WAFER, T/H MOLEX INCORPORATED	
	REV		SIZE	THIS DRAWING CONTAINS INFORMATION THAT IS PROPRIETARY TO MOLEX INCORPORATED AND SHOULD NOT BE USED WITHOUT WRITTEN PERMISSION		SHEET NO.

PART NO FOR TRAY PACKAGING	PART NO. FOR TUBE WITHOUT CAP PACKAGING	PART NO. FOR TUBE WITH CAP PACKAGING	PART NO. FOR TAPE & REEL WITHOUT CAP PACKAGING	PART NO. FOR TAPE & REEL WITH CAP PACKAGING	CKT SIZE	VOID POSITION	PLATING TYPE	DIMENSION				
								A	B	F	M	P
								F	87914-2611	-----	-----	-----
	87914-2621	-----	-----	-----	26	----	1	33.02	30.48	12.25	7.00	2.96
	87914-2631	-----	-----	-----	26	----	1	33.02	30.48	13.38	6.09	5.00
	87914-2612	-----	-----	-----	26	----	2	33.02	30.48	10.92	5.84	2.79
	87914-2622	-----	-----	-----	26	----	2	33.02	30.48	12.25	7.00	2.96
	87914-2632	-----	-----	-----	26	----	2	33.02	30.48	13.38	6.09	5.00
E	87914-2613	-----	-----	-----	26	----	3	33.02	30.48	10.92	5.84	2.79
	87914-2623	-----	-----	-----	26	----	3	33.02	30.48	12.25	7.00	2.96
	87914-2633	-----	-----	-----	26	----	3	33.02	30.48	13.38	6.09	5.00
	87914-2614	-----	-----	-----	26	----	4	33.02	30.48	10.92	5.84	2.79
	87914-2624	-----	-----	-----	26	----	4	33.02	30.48	12.25	7.00	2.96
	87914-2634	-----	-----	-----	26	----	4	33.02	30.48	13.38	6.09	5.00
D	87914-2615	-----	-----	-----	26	----	5	33.02	30.48	10.92	5.84	2.79
	87914-2625	-----	-----	-----	26	----	5	33.02	30.48	12.25	7.00	2.96
	87914-2635	-----	-----	-----	26	----	5	33.02	30.48	13.38	6.09	5.00
	87914-2616	-----	-----	-----	26	----	6	33.02	30.48	10.92	5.84	2.79
	87914-2626	-----	-----	-----	26	----	6	33.02	30.48	12.25	7.00	2.96
	87914-2636	-----	-----	-----	26	----	6	33.02	30.48	13.38	6.09	5.00
C												
B												

PG8. +879140108 EC NO: S2010-0695 DRWN:ATSEE 2010/02/11 CHKD:PTLIM 2004/12/08 APPR:MLONG 2010/06/05 D7	QUALITY SYMBOLS $F_A=0$ $F_G=0$ $F_P=0$	GENERAL TOLERANCES (UNLESS SPECIFIED) <table border="1"> <tr> <th></th> <th>mm</th> <th>INCH</th> </tr> <tr> <td>4 PLACES</td> <td>± ---</td> <td>± ---</td> </tr> <tr> <td>3 PLACES</td> <td>± ---</td> <td>± ---</td> </tr> <tr> <td>2 PLACES</td> <td>± 0.20</td> <td>± ---</td> </tr> <tr> <td>1 PLACE</td> <td>± ---</td> <td>± ---</td> </tr> </table>		mm	INCH	4 PLACES	± ---	± ---	3 PLACES	± ---	± ---	2 PLACES	± 0.20	± ---	1 PLACE	± ---	± ---	DIMENSION STYLE MM ONLY DRAWN BY: KCHO DATE: 2004/11/05 CHECKED BY: PTLIM DATE: 2004/12/08 APPROVED BY: SCLOW DATE: 2004/12/10	SCALE NTS DESIGN UNITS METRIC 	TITLE 2.54MM PITCH DUAL ROW HEADER SINGLE WAFER, T/H MOLEX INCORPORATED DOCUMENT NO. SD-87914-013 SHEET NO. 19 OF 46
		mm	INCH																	
	4 PLACES	± ---	± ---																	
	3 PLACES	± ---	± ---																	
2 PLACES	± 0.20	± ---																		
1 PLACE	± ---	± ---																		
DRAFT WHERE APPLICABLE MUST REMAIN WITHIN DIMENSIONS		SEE TABLE	THIS DRAWING CONTAINS INFORMATION THAT IS PROPRIETARY TO MOLEX INCORPORATED AND SHOULD NOT BE USED WITHOUT WRITTEN PERMISSION																	

PART NO FOR TRAY PACKAGING	PART NO. FOR TUBE WITHOUT CAP PACKAGING	PART NO. FOR TUBE WITH CAP PACKAGING	PART NO. FOR TAPE & REEL WITHOUT CAP PACKAGING	PART NO. FOR TAPE & REEL WITH CAP PACKAGING	CKT SIZE	VOID POSITION	PLATING TYPE	DIMENSION				
								A	B	F	M	P
								F	87914-2811	-----	-----	-----
	87914-2821	-----	-----	-----	28	-----	1	35.56	33.02	12.25	7.00	2.96
	87914-2831	-----	-----	-----	28	-----	1	35.56	33.02	13.38	6.09	5.00
	87914-2812	-----	-----	-----	28	-----	2	35.56	33.02	10.92	5.84	2.79
	87914-2822	-----	-----	-----	28	-----	2	35.56	33.02	12.25	7.00	2.96
	87914-2832	-----	-----	-----	28	-----	2	35.56	33.02	13.38	6.09	5.00
E	87914-2813	-----	-----	-----	28	-----	3	35.56	33.02	10.92	5.84	2.79
	87914-2823	-----	-----	-----	28	-----	3	35.56	33.02	12.25	7.00	2.96
	87914-2833	-----	-----	-----	28	-----	3	35.56	33.02	13.38	6.09	5.00
	87914-2814	-----	-----	-----	28	-----	4	35.56	33.02	10.92	5.84	2.79
	87914-2824	-----	-----	-----	28	-----	4	35.56	33.02	12.25	7.00	2.96
	87914-2834	-----	-----	-----	28	-----	4	35.56	33.02	13.38	6.09	5.00
D	87914-2815	-----	-----	-----	28	-----	5	35.56	33.02	10.92	5.84	2.79
	87914-2825	-----	-----	-----	28	-----	5	35.56	33.02	12.25	7.00	2.96
	87914-2835	-----	-----	-----	28	-----	5	35.56	33.02	13.38	6.09	5.00
	87914-2816	-----	-----	-----	28	-----	6	35.56	33.02	10.92	5.84	2.79
	87914-2826	-----	-----	-----	28	-----	6	35.56	33.02	12.25	7.00	2.96
	87914-2836	-----	-----	-----	28	-----	6	35.56	33.02	13.38	6.09	5.00
C												
B												

PG8. +879140108 EC NO: S2010-0695 DRWN:ATSEE 2010/02/11 CHKD:PTLIM 2004/12/08 APPR:MLONG 2010/06/05 D7	QUALITY SYMBOLS $F_A=0$ $F_G=0$ $F_P=0$	GENERAL TOLERANCES (UNLESS SPECIFIED)		DIMENSION STYLE MM ONLY		SCALE NTS	DESIGN UNITS METRIC	THIRD ANGLE PROJECTION		
				DRAWN BY KCHO	DATE 2004/11/05	TITLE 2.54MM PITCH DUAL ROW HEADER SINGLE WAFER, T/H				
				CHECKED BY PTLIM	DATE 2004/12/08	APPROVED BY SCLOW				
				MATERIAL NO. SEE TABLE		DATE 2004/12/10	DOCUMENT NO. SD-87914-013		SHEET NO. 20 OF 46	
		DRAFT WHERE APPLICABLE MUST REMAIN WITHIN DIMENSIONS		SIZE A3		THIS DRAWING CONTAINS INFORMATION THAT IS PROPRIETARY TO MOLEX INCORPORATED AND SHOULD NOT BE USED WITHOUT WRITTEN PERMISSION				

	10		9		8		7		6		5		4		3		2		1	
	PART NO FOR TRAY PACKAGING	PART NO. FOR TUBE WITHOUT CAP PACKAGING	PART NO. FOR TUBE WITH CAP PACKAGING	PART NO. FOR TAPE & REEL WITHOUT CAP PACKAGING	PART NO. FOR TAPE & REEL WITH CAP PACKAGING	CKT SIZE	VOID POSITION	PLATING TYPE	DIMENSION											
									A	B	F	M	D							
F	87914-3411	-----	-----	-----	-----	34	----	1	43.18	40.64	10.92	5.84	2.79							
	87914-3421	-----	-----	-----	-----	34	----	1	43.18	40.64	12.25	7.00	2.96							
	87914-3431	-----	-----	-----	-----	34	----	1	43.18	40.64	13.38	6.09	5.00							
	87914-3412	-----	-----	-----	-----	34	----	2	43.18	40.64	10.92	5.84	2.79							
	87914-3422	-----	-----	-----	-----	34	----	2	43.18	40.64	12.25	7.00	2.96							
	87914-3432	-----	-----	-----	-----	34	----	2	43.18	40.64	13.38	6.09	5.00							
E	87914-3413	-----	-----	-----	-----	34	----	3	43.18	40.64	10.92	5.84	2.79							
	87914-3423	-----	-----	-----	-----	34	----	3	43.18	40.64	12.25	7.00	2.96							
	87914-3433	-----	-----	-----	-----	34	----	3	43.18	40.64	13.38	6.09	5.00							
	87914-3414	-----	-----	-----	-----	34	----	4	43.18	40.64	10.92	5.84	2.79							
	87914-3424	-----	-----	-----	-----	34	----	4	43.18	40.64	12.25	7.00	2.96							
	87914-3434	-----	-----	-----	-----	34	----	4	43.18	40.64	13.38	6.09	5.00							
D	87914-3415	-----	-----	-----	-----	34	----	5	43.18	40.64	10.92	5.84	2.79							
	87914-3425	-----	-----	-----	-----	34	----	5	43.18	40.64	12.25	7.00	2.96							
	87914-3435	-----	-----	-----	-----	34	----	5	43.18	40.64	13.38	6.09	5.00							
	87914-3416	-----	-----	-----	-----	34	----	6	43.18	40.64	10.92	5.84	2.79							
	87914-3426	-----	-----	-----	-----	34	----	6	43.18	40.64	12.25	7.00	2.96							
	87914-3436	-----	-----	-----	-----	34	----	6	43.18	40.64	13.38	6.09	5.00							
C																				
B																				

PG8. +879140108 EC NO: S2010-0695 DRWN:ATSEE 2010/02/11 CHKD:PTLIM 2004/12/08 APPR:MLONG 2010/06/05 D7	QUALITY SYMBOLS $F_A=0$ $F_C=0$ $F_P=0$	GENERAL TOLERANCES (UNLESS SPECIFIED) <table border="1"> <tr><th colspan="2">mm</th><th>INCH</th></tr> <tr><td>4 PLACES</td><td>± ---</td><td>± ---</td></tr> <tr><td>3 PLACES</td><td>± ---</td><td>± ---</td></tr> <tr><td>2 PLACES</td><td>± 0.20</td><td>± ---</td></tr> <tr><td>1 PLACE</td><td>± ---</td><td>± ---</td></tr> </table>	mm		INCH	4 PLACES	± ---	± ---	3 PLACES	± ---	± ---	2 PLACES	± 0.20	± ---	1 PLACE	± ---	± ---	DIMENSION STYLE MM ONLY	SCALE NTS	DESIGN UNITS METRIC	THIRD ANGLE PROJECTION	DRAWN BY KCHO	DATE 2004/11/05	TITLE 2.54MM PITCH DUAL ROW HEADER SINGLE WAFER, T/H
	mm		INCH																					
	4 PLACES	± ---	± ---																					
	3 PLACES	± ---	± ---																					
2 PLACES	± 0.20	± ---																						
1 PLACE	± ---	± ---																						
DESCRIPTION DRAFT WHERE APPLICABLE MUST REMAIN WITHIN DIMENSIONS	ANGULAR ± 3 °	CHECKED BY PTLIM	DATE 2004/12/08	APPROVED BY SCLOW	DATE 2004/12/10	MOLEX INCORPORATED	MATERIAL NO. SEE TABLE	DOCUMENT NO. SD-87914-013	SHEET NO. 23 OF 46															
		SIZE A3	THIS DRAWING CONTAINS INFORMATION THAT IS PROPRIETARY TO MOLEX INCORPORATED AND SHOULD NOT BE USED WITHOUT WRITTEN PERMISSION																					

	10	9	8	7	6	5	4	3	2	1				
	PART NO. FOR TRAY PACKAGING	PART NO. FOR TUBE WITHOUT CAP PACKAGING	PART NO. FOR TUBE WITH CAP PACKAGING	PART NO. FOR TAPE & REEL WITHOUT CAP PACKAGING	PART NO. FOR TAPE & REEL WITH CAP PACKAGING	CKT SIZE	VOID POSITION	PLATING TYPE	DIMENSION					
								A	B	F	M	P		
F	87914-3611	-----	-----	-----	-----	36	----	1	45.72	43.18	10.92	5.84	2.79	F
	87914-3621	-----	-----	-----	-----	36	----	1	45.72	43.18	12.25	7.00	2.96	
	87914-3631	-----	-----	-----	-----	36	----	1	45.72	43.18	13.38	6.09	5.00	
	87914-3612	-----	-----	-----	-----	36	----	2	45.72	43.18	10.92	5.84	2.79	
	87914-3622	-----	-----	-----	-----	36	----	2	45.72	43.18	12.25	7.00	2.96	
	87914-3632	-----	-----	-----	-----	36	----	2	45.72	43.18	13.38	6.09	5.00	
E	87914-3613	-----	-----	-----	-----	36	----	3	45.72	43.18	10.92	5.84	2.79	E
	87914-3623	-----	-----	-----	-----	36	----	3	45.72	43.18	12.25	7.00	2.96	
	87914-3633	-----	-----	-----	-----	36	----	3	45.72	43.18	13.38	6.09	5.00	
	87914-3614	-----	-----	-----	-----	36	----	4	45.72	43.18	10.92	5.84	2.79	
	87914-3624	-----	-----	-----	-----	36	----	4	45.72	43.18	12.25	7.00	2.96	
	87914-3634	-----	-----	-----	-----	36	----	4	45.72	43.18	13.38	6.09	5.00	
D	87914-3615	-----	-----	-----	-----	36	----	5	45.72	43.18	10.92	5.84	2.79	D
	87914-3625	-----	-----	-----	-----	36	----	5	45.72	43.18	12.25	7.00	2.96	
	87914-3635	-----	-----	-----	-----	36	----	5	45.72	43.18	13.38	6.09	5.00	
	87914-3616	-----	-----	-----	-----	36	----	6	45.72	43.18	10.92	5.84	2.79	
	87914-3626	-----	-----	-----	-----	36	----	6	45.72	43.18	12.25	7.00	2.96	
	87914-3636	-----	-----	-----	-----	36	----	6	45.72	43.18	13.38	6.09	5.00	
C	87914-3637	-----	-----	-----	-----	36	----	6	45.72	43.18	12.10	7.21	2.60	C
B														B

PG8. +879140108 EC NO: S2010-0695 DRWN:ATSEE 2010/02/11 CHKD:PTLIM 2004/12/08 APPR:MLONG 2010/06/05 D7	QUALITY SYMBOLS $F_A=0$ $F_G=0$ $F_P=0$	GENERAL TOLERANCES (UNLESS SPECIFIED) <table border="1"> <tr><th colspan="2">mm</th><th>INCH</th></tr> <tr><td>4 PLACES</td><td>± ---</td><td>± ---</td></tr> <tr><td>3 PLACES</td><td>± ---</td><td>± ---</td></tr> <tr><td>2 PLACES</td><td>± 0.20</td><td>± ---</td></tr> <tr><td>1 PLACE</td><td>± ---</td><td>± ---</td></tr> </table>	mm		INCH	4 PLACES	± ---	± ---	3 PLACES	± ---	± ---	2 PLACES	± 0.20	± ---	1 PLACE	± ---	± ---	DIMENSION STYLE MM ONLY	SCALE NTS	DESIGN UNITS METRIC	THIRD ANGLE PROJECTION
	mm		INCH																		
	4 PLACES	± ---	± ---																		
	3 PLACES	± ---	± ---																		
2 PLACES	± 0.20	± ---																			
1 PLACE	± ---	± ---																			
DRAWN BY KCHO	DATE 2004/11/05	TITLE 2.54MM PITCH DUAL ROW HEADER SINGLE WAFER, T/H																			
CHECKED BY PTLIM	DATE 2004/12/08	MOLEX INCORPORATED																			
APPROVED BY SCLOW	DATE 2004/12/10	MATERIAL NO. SEE TABLE	DOCUMENT NO. SD-87914-013	SHEET NO. 24 OF 46																	

F	10	9	8	7	6	5	4	3	2	1			
	PART NO FOR TRAY PACKAGING	PART NO. FOR TUBE WITHOUT CAP PACKAGING	PART NO. FOR TUBE WITH CAP PACKAGING	PART NO. FOR TAPE & REEL WITHOUT CAP PACKAGING	PART NO. FOR TAPE & REEL WITH CAP PACKAGING	CKT SIZE	VOID POSITION	PLATING TYPE	DIMENSION				
									A	B	F	M	P
	87914-3811	-----	-----	-----	-----	38	----	1	48.26	45.72	10.92	5.84	2.79
	87914-3821	-----	-----	-----	-----	38	----	1	48.26	45.72	12.25	7.00	2.96
	87914-3831	-----	-----	-----	-----	38	----	1	48.26	45.72	13.38	6.09	5.00
	87914-3812	-----	-----	-----	-----	38	----	2	48.26	45.72	10.92	5.84	2.79
	87914-3822	-----	-----	-----	-----	38	----	2	48.26	45.72	12.25	7.00	2.96
	87914-3832	-----	-----	-----	-----	38	----	2	48.26	45.72	13.38	6.09	5.00
E	87914-3813	-----	-----	-----	-----	38	----	3	48.26	45.72	10.92	5.84	2.79
	87914-3823	-----	-----	-----	-----	38	----	3	48.26	45.72	12.25	7.00	2.96
	87914-3833	-----	-----	-----	-----	38	----	3	48.26	45.72	13.38	6.09	5.00
	87914-3814	-----	-----	-----	-----	38	----	4	48.26	45.72	10.92	5.84	2.79
	87914-3824	-----	-----	-----	-----	38	----	4	48.26	45.72	12.25	7.00	2.96
	87914-3834	-----	-----	-----	-----	38	----	4	48.26	45.72	13.38	6.09	5.00
D	87914-3815	-----	-----	-----	-----	38	----	5	48.26	45.72	10.92	5.84	2.79
	87914-3825	-----	-----	-----	-----	38	----	5	48.26	45.72	12.25	7.00	2.96
	87914-3835	-----	-----	-----	-----	38	----	5	48.26	45.72	13.38	6.09	5.00
	87914-3816	-----	-----	-----	-----	38	----	6	48.26	45.72	10.92	5.84	2.79
	87914-3826	-----	-----	-----	-----	38	----	6	48.26	45.72	12.25	7.00	2.96
	87914-3836	-----	-----	-----	-----	38	----	6	48.26	45.72	13.38	6.09	5.00
C													
B													

PG8, +879140108 EC NO: S2010-0695 DRWN:ATSEE 2010/02/11 CHKD:PTLIM 2004/12/08 APPR:MLONG 2010/06/05 D7	QUALITY SYMBOLS $F_A=0$ $F_C=0$ $F_P=0$	GENERAL TOLERANCES (UNLESS SPECIFIED)		DIMENSION STYLE MM ONLY		SCALE NTS	DESIGN UNITS METRIC	THIRD ANGLE PROJECTION		
				DRAWN BY KCHO	DATE 2004/11/05	TITLE 2.54MM PITCH DUAL ROW HEADER SINGLE WAFER, T/H				
				CHECKED BY PTLIM	DATE 2004/12/08	APPROVED BY SCLOW				
				MATERIAL NO. SEE TABLE		DATE 2004/12/10	DOCUMENT NO. SD-87914-013		SHEET NO. 25 OF 46	
		DRAFT WHERE APPLICABLE MUST REMAIN WITHIN DIMENSIONS		SIZE A3		THIS DRAWING CONTAINS INFORMATION THAT IS PROPRIETARY TO MOLEX INCORPORATED AND SHOULD NOT BE USED WITHOUT WRITTEN PERMISSION				

