

PW148RB

Universal 19.2 Watt Series



ITE / Switch Mode Power Supply

1 Year Warranty

- 100-240 VAC Universal Input
- Single Output to 15W – 19.2W
- Eight Models Available from 5V to 48V
- Meets Safety Agency Requirements
- Complies with Class B EMI/RFI Regulations
- CE Compliant
- Impact Resistant Polycarbonate Enclosure
- Private Label Marking Available
- Modified and Custom Designs Also Available
- Meets ENERGY STAR Criteria Level IV and EISA Requirements — see reverse side for details



International Safety Standard Approvals



Specifications

Output Specifications

Line and Load Voltage Regulation	Excluding cord	+/-1%
Ripple		1% V p-p max. for output current of >0.175A
Transient Response		0.5ms for 50% Load Change Typical
Protection		Foldback Over-current Protection Short Circuit Protection

Input Specifications

Voltage		100-240VAC -10%, +10%
Line Frequency		47-63Hz
Input Current	90VAC Input	0.6A max.
Protection		Internal Primary Current Fuse, Inrush Limiting

Environmental Specifications

Thermal Performance	Operating temperature no derating convectional cooling Non vented case	0° C to 40° C
Relative Humidity	Non-condensing	5% to 95%
Altitude		0-10,000 feet

General Specifications

Topology		Switching-Fixed Frequency Flyback
Dielectric Withstand		3000VAC, 4250VDC Primary-Secondary
Spacing		>5mm Primary-Secondary
Leakage Current		<250 uA
Efficiency		Meets Energy Star Level IV
EMI		Class B
CE		CE Compliant
Hold-up Time	@120VAC @240VAC	17ms, Typical 30ms, Typical
Storage Temp		-30° C to 85° C
Approvals and Safety Standards		UL/cUL60950-1, TUV:EN60950-1
Weight	(excluding cord)	7 Ounces, 198 Grams
MTBF		400,000 Calculated Hours
Case and Dimension		3.74L x 2.13W x 1.26H (in) 95.0L x 54.0W x 32.0H (mm)
Case Material		Black 94V0 Polycarbonate
Cord and Connectors		3.3ft 16AWG for 5V model, 6ft, 2 conductor, 18AWG, 20AWG, 22AWG for other models. Ault #3 connector. Other connectors are also available.

PW148RB







Universal 19.2 Watt Series

ITE / Switch Mode Power Supply

Ault Part Number	Output Voltage	Output Currents		Max Watts
		Min	Max	
PW148RB0503X01	5 V	0.00 A	3.00 A	15.0 W
PW148RB0903X01	9 V	0.00 A	2.00 A	18.0 W
PW148RB1203X01	12 V	0.00 A	1.50 A	18.0 W
PW148RB1503X01	15 V	0.00 A	1.20 A	18.0 W
PW148RB1803X01	18 V	0.00 A	1.00 A	18.0 W
PW148RB2403X01	24 V	0.00 A	0.75 A	18.0 W
PW148RB3303X01	33 V	0.00 A	0.54 A	18.0 W
PW148RB4803X01	48 V	0.00 A	0.40 A	19.2 W

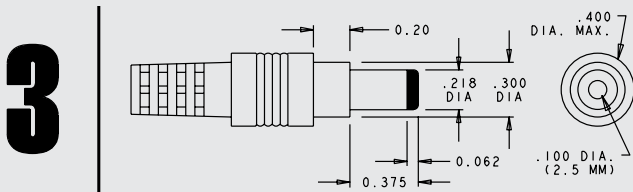
Ault Part Number Key						
PW148	R	B	48	03	X	01
Product Family Name	Manufacturing Location	Design Revision Changes	Voltage DC	Connector Number	Input Configuration/ Model Type	Standard (no modifications or special packaging)

Input Configuration

					
IEC320 w/ground C14 (F)	IEC320 w/o ground C18 (Q)	N. America/ Japan (B)	Europe (M)	United Kingdom (G)	Shaver C8 (N)

Specify the Input Configuration Code in your order.

Pin Connections



Pinout Code	Center contact: positive
Description	Switchcraft 760 plug or equivalent
Suggested Mating	Switchcraft 712A jack or equivalent
Other Connectors are available by special order.	

2007 Energy Independence and Security Act – EISA

The Energy Independence and Security Act of 2007 was passed in December of 2007 and addresses minimum efficiency standards and standby levels for Class A external power supplies that are 250 watts and under. This law stipulates that external power supplies manufactured on July 1, 2008 and beyond meet certain minimum efficiency and standby criteria as defined below.

Minimum Efficiency Criteria

Active mode is defined as when a power supply's input is connected to line voltage AC and its output is connected to a DC or AC load drawing a portion of the product's power output. Depending on the power rating for the power supply, it must meet the minimum efficiency criteria outlined below.

Energy-Efficiency Criteria for Active Mode:	
output power on adapter label	minimum average efficiency percentage
0 to ≤ less than 1 watt	≥ 0.50 * output power on adapter label
> 1 to ≤ 51 watts	≥ [0.09 * Ln (output power on adapter label)] + 0.50
> 51 watts	≥ 0.85

The power supply must also meet a requirement for when its input is connected to a line voltage AC but its output is not connected to a load. Depending on the power output of the supply, it must keep its energy consumption below the following values.

Energy Consumption Criteria for No Load Mode:	
output power on adapter label	maximum power consumption in no-load mode
0 to < 250 watts	≤ 0.5 watts

