

GT0001

PULSE TRANSFORMER MODULE

LINE VOLTAGE UP TO 750V

DEVICE CHIP SIZE UP TO 77mm (3")

- High compactness
- Possibility of multiple configurations
- DIN Rail Mounting
- Protection against electrical noise

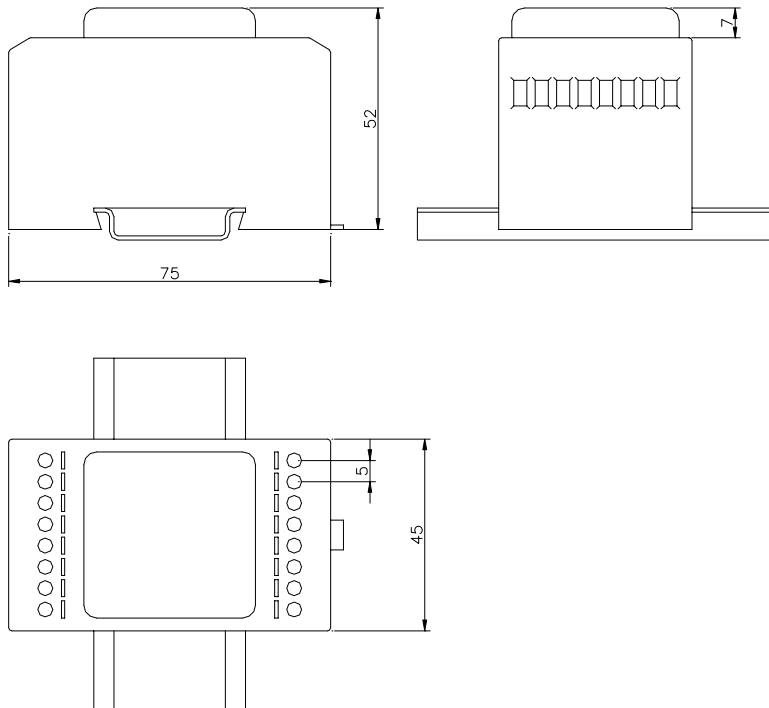
The GT0001 pulse transformer module can be used for a galvanically insulated interface between the control board and the power converter. The circuit includes components for the reduction of the electromagnetic noise at the gate-cathode terminals.

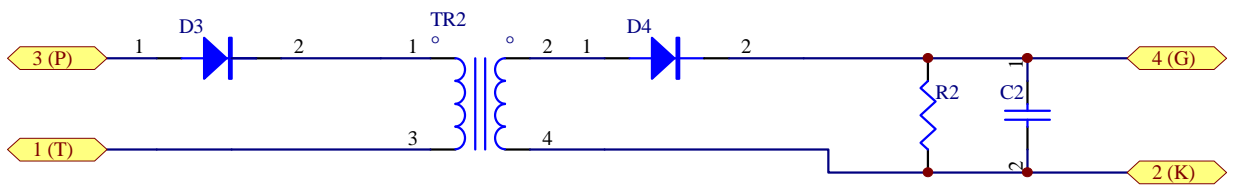
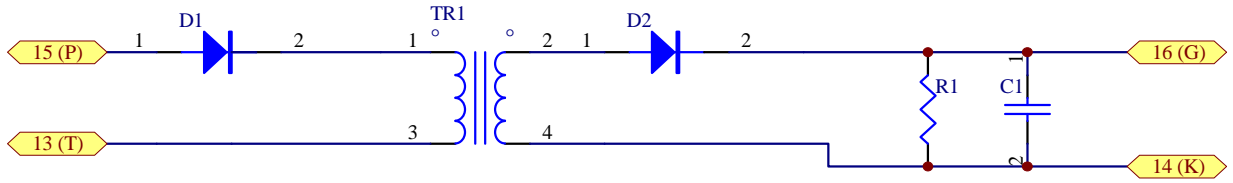
ELECTRICAL CHARACTERISTICS

Characteristic		Conditions	Value
$V_{INS (RMS)}$	Maximum insulation voltage		4000 V
Φ_{MAX}	Maximum transformer V μs	@ $I_{OUT}=100mA$	900 V μs
V (RMS)	Nominal working voltage		750 V
T_R	Maximum pulse rise time	On 10 Ω resistor	2 μs
C_C	Maximum coupling capacitance		100 pF
N	Transformer turns ratio		3:1

MECHANICAL AND THERMAL CHARACTERISTICS

	Width		45 mm
	Depth		52 mm
	Height		75 mm
$T_a \text{ max}$	Max amb. op. Temp.		50 °C
T_{stg}	Storage temperature		-40/60 °C





In the interest of product improvement Green Power Solutions reserves the right to change any specification given in this data sheet without notice.