

# 2SD1445A

## Silicon NPN epitaxial planar type

For power amplification, power switching and low-voltage switching  
Complementary to 2SB0948A (2SB948A)

### ■ Features

- Low collector to emitter saturation voltage  $V_{CE(sat)}$
- High-speed switching
- Satisfactory linearity of forward current transfer ratio  $h_{FE}$
- Large collector current  $I_C$
- Full-pack package which can be installed to the heat sink with one screw

### ■ Absolute Maximum Ratings $T_C = 25^\circ\text{C}$

Parameter	Symbol	Rating	Unit
Collector to base voltage	$V_{CBO}$	50	V
Collector to emitter voltage	$V_{CEO}$	40	V
Emitter to base voltage	$V_{EBO}$	5	V
Peak collector current	$I_{CP}$	20	A
Collector current	$I_C$	10	A
Collector power dissipation	$P_C$	$T_C = 25^\circ\text{C}$	40
		$T_a = 25^\circ\text{C}$	2
Junction temperature	$T_j$	150	$^\circ\text{C}$
Storage temperature	$T_{stg}$	-55 to +150	$^\circ\text{C}$

### ■ Electrical Characteristics $T_C = 25^\circ\text{C}$

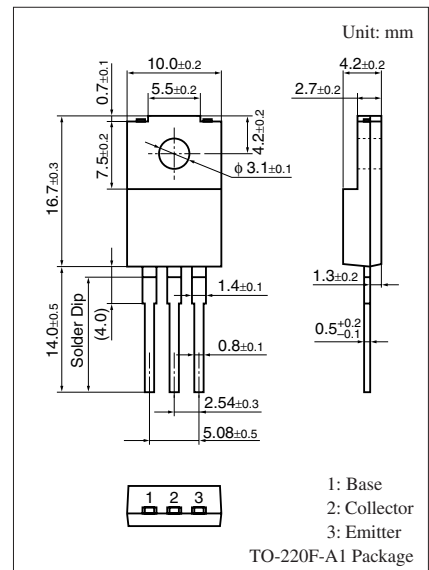
Parameter	Symbol	Conditions	Min	Typ	Max	Unit
Collector cutoff current	$I_{CBO}$	$V_{CB} = 50\text{ V}, I_E = 0$			50	$\mu\text{A}$
Emitter cutoff current	$I_{EBO}$	$V_{EB} = 5\text{ V}, I_C = 0$			50	$\mu\text{A}$
Collector to emitter voltage	$V_{CEO}$	$I_C = 10\text{ mA}, I_B = 0$	40			V
Forward current transfer ratio	$h_{FE1}$	$V_{CE} = 2\text{ V}, I_C = 0.1\text{ A}$	45			
	$h_{FE2}^*$	$V_{CE} = 2\text{ V}, I_C = 3\text{ A}$	90		260	
Collector to emitter saturation voltage	$V_{CE(sat)}$	$I_C = 10\text{ A}, I_B = 0.33\text{ A}$			0.6	V
Base to emitter saturation voltage	$V_{BE(sat)}$	$I_C = 10\text{ A}, I_B = 0.33\text{ A}$			1.5	V
Transition frequency	$f_T$	$V_{CE} = 10\text{ V}, I_C = 0.5\text{ A}, f = 10\text{ MHz}$		120		MHz
Collector output capacitance	$C_{ob}$	$V_{CB} = 10\text{ V}, I_E = 0, f = 1\text{ MHz}$		200		pF
Turn-on time	$t_{on}$	$I_C = 3\text{ A}, I_{B1} = 0.1\text{ A}, I_{B2} = -0.1\text{ A}$ $V_{CC} = 20\text{ V}$		0.3		$\mu\text{s}$
Storage time	$t_{stg}$			0.4		$\mu\text{s}$
Fall time	$t_f$			0.1		$\mu\text{s}$

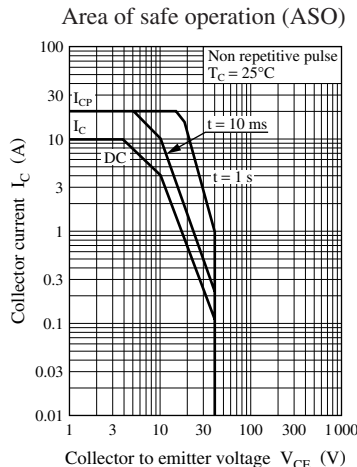
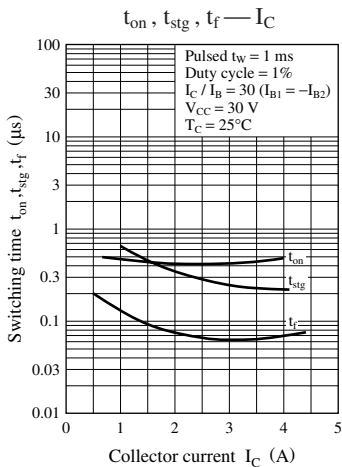
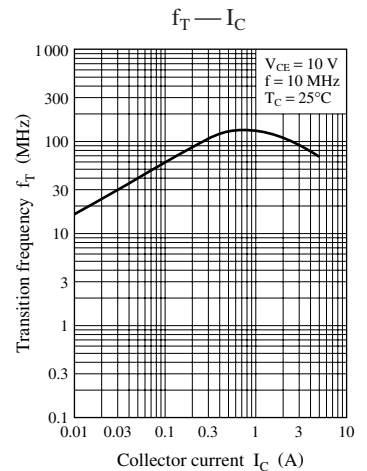
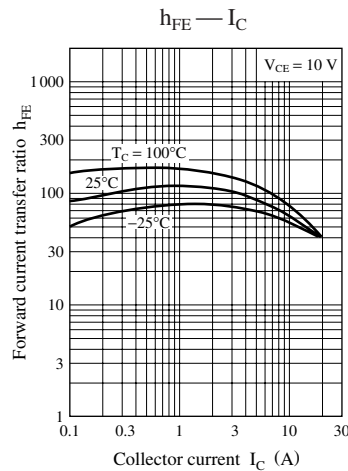
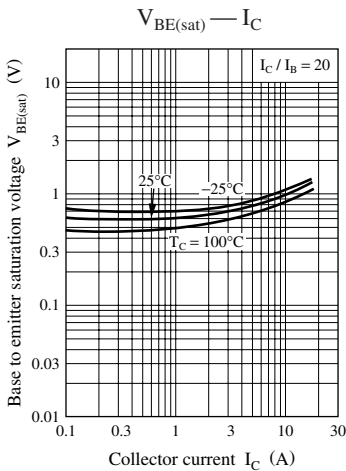
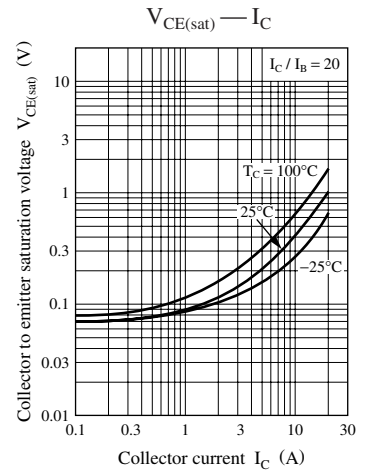
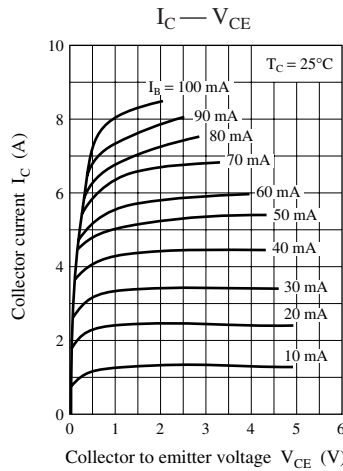
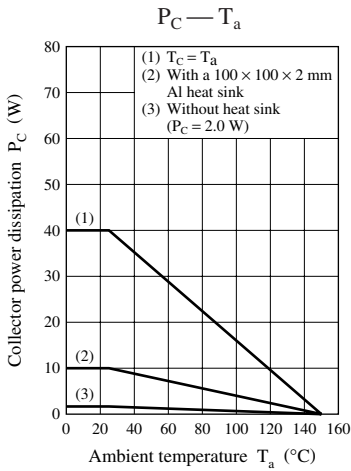
Note) \*: Rank classification

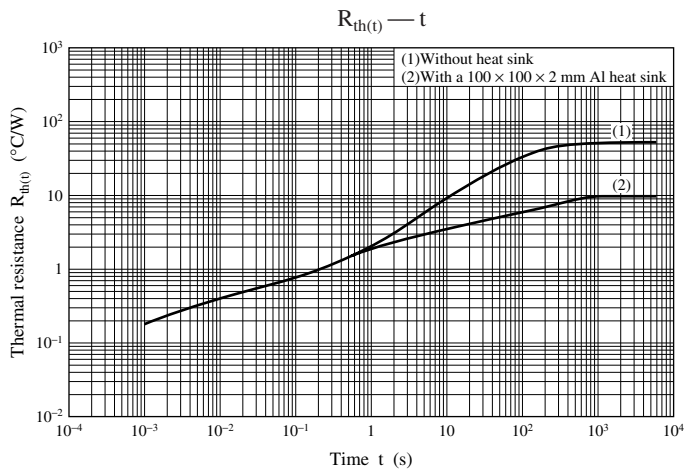
Rank	Q	P
$h_{FE2}$	90 to 180	130 to 260

Ordering can be made by the common rank (PQ rank  $h_{FE2} = 90$  to 260) in the rank classification.

Note) The part number in the parenthesis shows conventional part number.







## Request for your special attention and precautions in using the technical information and semiconductors described in this book

- (1) An export permit needs to be obtained from the competent authorities of the Japanese Government if any of the products or technologies described in this book and controlled under the "Foreign Exchange and Foreign Trade Law" is to be exported or taken out of Japan.
- (2) The technical information described in this book is limited to showing representative characteristics and applied circuits examples of the products. It neither warrants non-infringement of intellectual property right or any other rights owned by our company or a third party, nor grants any license.
- (3) We are not liable for the infringement of rights owned by a third party arising out of the use of the product or technologies as described in this book.
- (4) The products described in this book are intended to be used for standard applications or general electronic equipment (such as office equipment, communications equipment, measuring instruments and household appliances).  
Consult our sales staff in advance for information on the following applications:
  - Special applications (such as for airplanes, aerospace, automobiles, traffic control equipment, combustion equipment, life support systems and safety devices) in which exceptional quality and reliability are required, or if the failure or malfunction of the products may directly jeopardize life or harm the human body.
  - Any applications other than the standard applications intended.
- (5) The products and product specifications described in this book are subject to change without notice for modification and/or improvement. At the final stage of your design, purchasing, or use of the products, therefore, ask for the most up-to-date Product Standards in advance to make sure that the latest specifications satisfy your requirements.
- (6) When designing your equipment, comply with the guaranteed values, in particular those of maximum rating, the range of operating power supply voltage, and heat radiation characteristics. Otherwise, we will not be liable for any defect which may arise later in your equipment.  
Even when the products are used within the guaranteed values, take into the consideration of incidence of break down and failure mode, possible to occur to semiconductor products. Measures on the systems such as redundant design, arresting the spread of fire or preventing glitch are recommended in order to prevent physical injury, fire, social damages, for example, by using the products.
- (7) When using products for which damp-proof packing is required, observe the conditions (including shelf life and amount of time let standing of unsealed items) agreed upon when specification sheets are individually exchanged.
- (8) This book may be not reprinted or reproduced whether wholly or partially, without the prior written permission of Matsushita Electric Industrial Co., Ltd.