



SS1020 THRU SS10100

SURFACE MOUNT SCHOTTKY BARRIER RECTIFIER

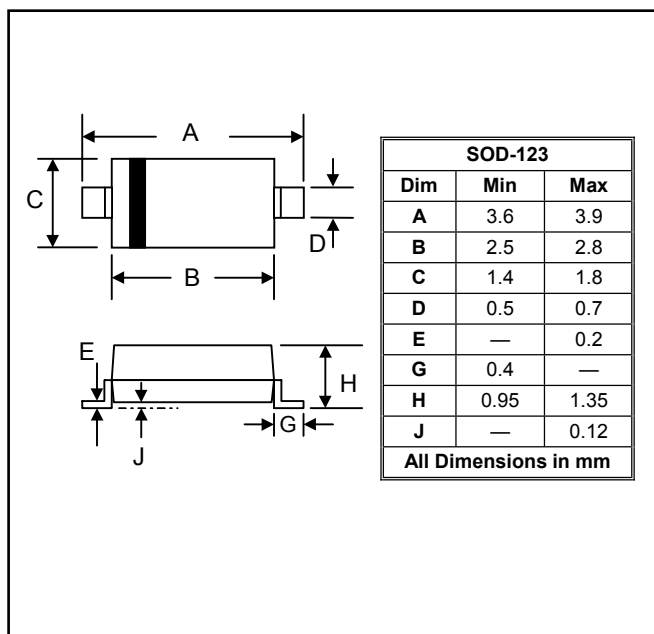
Reverse Voltage - 20 to 100 Volts Forward Current - 1.0 Ampere

FEATURES

- Plastic package has Underwriters Laboratory
- Flammability classification 94V-0 Utilizing Flame
- Retardant Epoxy Molding Compound
- For surface mount applications
- Low leakage current.

MECHANICAL DATA

- Case: SOD-123, Molded Plastic
- Terminals: Plated Leads Solderable per MIL-STD-202, Method 208
- Polarity: Cathode Band
- Weight: 0.017 grams



Maximum Ratings @ $T_A=25^\circ\text{C}$ unless otherwise specified

Characteristic	Symbol	SS1020	SS1030	SS1040	SS1060	SS10100	Unit
Peak Repetitive Reverse Voltage	V_{RRM}	20	30	40	60	100	V
Working Peak Reverse Voltage	V_{RWM}						
DC Blocking Voltage	V_R						
Forward Continuous Current (Note 1)	I_F	1.0					A
Non-Repetitive Peak Forward Surge Current 8.3ms Single half sine-wave superimposed on rated load (JEDEC Method)	I_{FSM}	40					A
Operating Temperature	T_j	125					$^\circ\text{C}$
Storage Temperature	T_{STG}	-50 to +150					$^\circ\text{C}$

Electrical Characteristics @ $T_A=25^\circ\text{C}$ unless otherwise specified

Characteristic	Symbol	SS1020	SS1030	SS1040	SS1060	SS10100	Unit
Forward Voltage Drop @ $I_F = 1.0\text{A}$	V_{FM}	0.45	0.55	0.55	0.70	0.85	V
Peak Reverse Leakage Current @ V_{RRM}	I_{RM}	500					μA
Typical Junction Capacitance	C_j	60		50		40	pF

Note: 1. Valid provided that terminals are kept at ambient temperature.



SS1020 THRU SS10100

RATINGS AND CHARACTERISTIC CURVES

FIG.1-TYPICAL FORWARD CURRENT DERATING CURVE

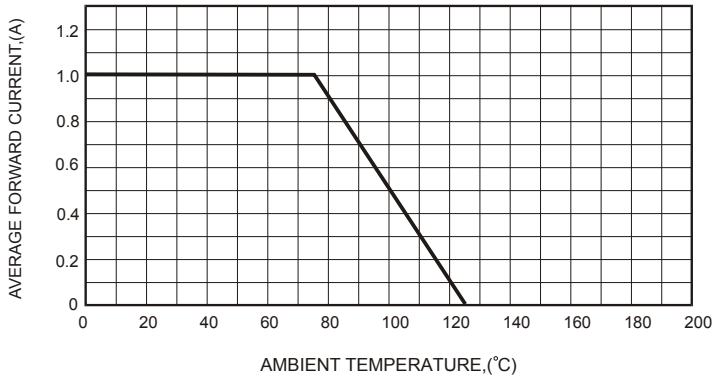


FIG.2-TYPICAL FORWARD CHARACTERISTICS

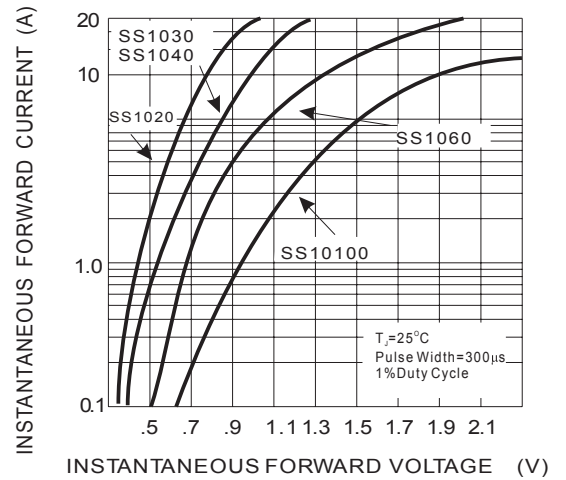


FIG.3-TYPICAL JUNCTION CAPACITANCE

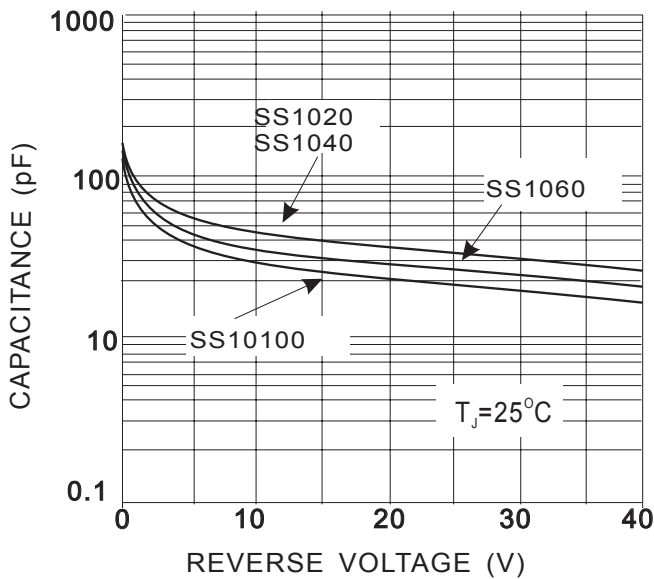


FIG.4 - TYPICAL REVERSE CHARACTERISTICS

