



3.2 mm x 5.0 mm Ceramic Low Noise SMD Oscillator,  
LVCMOS / LVPECL / LVDS



ISM74 - Series

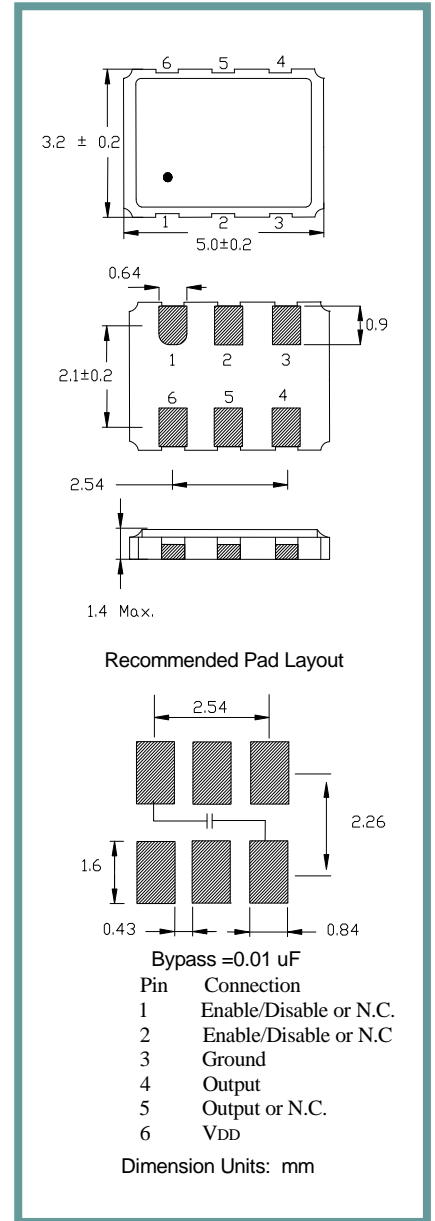
**Product Features**

Small Surface Mount Package  
Low RMS Phase Jitter  
Frequencies to 1500 MHz  
Pb Free/ RoHS Compliant  
Leadfree Processing

**Applications**

xDSL  
Broadcast video  
Wireless Base Stations  
Sonet /SDH  
WiMAX/WLAN  
Server and Storage  
Ethernet/LAN/WAN  
Optical modules  
Clock and data recovery  
FPGA/ASIC  
Backplanes  
GPON

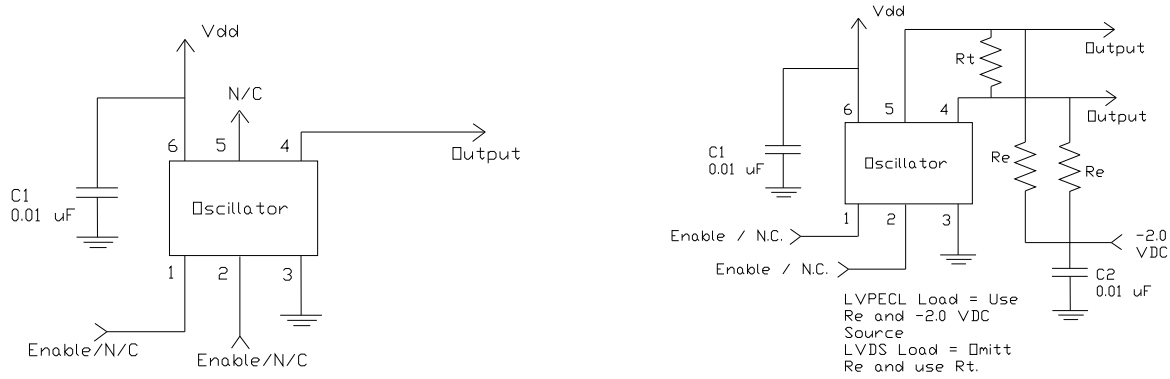
<b>Frequency</b> LVCMOS LVPECL LVDS	10 MHz to 225 MHz 10 MHz to 1500 MHz 10 MHz to 1500 MHz
<b>Output Level</b> LVCMOS LVPECL LVDS	VOH=90% VDD min., VOL=10 % VDD max. VOH=VDD-1.03V max. (Nom. Load), VOL=VDD-1.6V max. (Nom. Load) VOD=(Diff. Output) 350mV Typ.
<b>Duty Cycle</b> LVCMOS LVPECL LVDS	50% ±5% @ 50%VDD 50% ±5% @ 50%* 50% ±5% @ 50%*
<b>Rise / Fall Time</b> LVCMOS LVPECL LVDS	3.0 ns max. (90%/10%)* 0.6 ns max. (80%/20%)* 0.6 ns max. (80%/20%)*
<b>Output Load</b> LVCMOS LVPECL LVDS	15pF 50 Ω to VDD - 2.0 VDC RL=100 Ω/CL=10pF
<b>Frequency Stability</b>	See Table Below
<b>Supply Voltage</b>	3.3 VDC ± 10%, 2.5VDC ± 5%
<b>Current</b>	LVCMOS = 25 mA max., LVPECL = 60 mA max. LVDS = 35 mA max.
<b>Phase Jitter (RMS) At 12kHz to 20 MHz</b>	0.5 ps typical
<b>Operating Temp. Range</b>	See Table Below
<b>Storage</b>	-40° C to +100° C



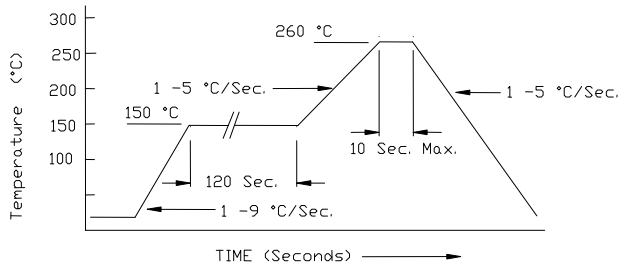
Part Number Guide		Sample Part Number: ISM74-31A9H2-155.520					
Package	Input Voltage	Operating Temperature	Stability (in ppm)	Output	Enable / Disable	Complimentary Ouput (Pin 5) **	Frequency
ISM74	3 = 3.3V	1 = 0° C to +70° C	F = ±20	3 = LVCMOS	H = Enable (Pin 1)	1 = N.C.	-155.520 MHz
	6 = 2.5V	3 = -20° C to +70° C	A = ±25	8 = LVDS	K = Enable (Pin 2)	2 = Output	
		2 = -40° C to +85° C	B = ±50	9 = LVPECL			

NOTE: A 0.01 μF bypass capacitor is recommended between V<sub>DD</sub> (pin 6) and GND (pin 3) to minimize power supply noise. \* Measured as percent of waveform. \*\* Available on LVDS and LVPECL ouput only.

**Typical Application:**



**Pb Free Solder Reflow Profile:**

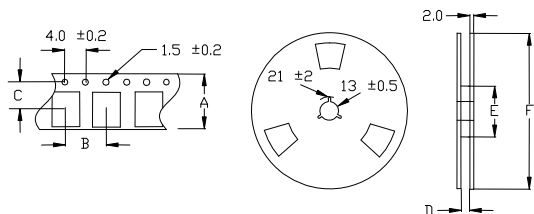


\*Units are backward compatible with 240C reflow processes

**Package Information:**

MSL = N.A. (package does not contain plastic, storage life is unlimited under normal room conditions).  
Termination = e4 (Au over Ni over W base metalization).

**Tape and Reel Information:**



Quantity per Reel	1000
A	16 +/- .3
B	8 +/- .2
C	7.5 +/- .2
D	17.5 +/- .1
E	50 / 60 / 80
F	180 / 250



3.2 mm x 5.0 mm Ceramic Low Noise SMD Oscillator,  
LVCMOS / LVPECL / LVDS

ISM74 - Series

## Environmental Specifications

Thermal Shock	MIL-STD-883, Method 1011, Condition A
Moisture Resistance	MIL-STD-883, Method 1004
Mechanical Shock	MIL-STD-883, Method 2002, Condition B
Mechanical Vibration	MIL-STD-883, Method 2007, Condition A
Resistance to Soldering Heat	J-STD-020C, Table 5-2 Pb-free devices (except 2 cycles max)
Hazardous Substance	Pb-Free / RoHS / Green Compliant
Solderability	JESD22-B102-D Method 2 (Preconditioning E)
Terminal Strength	MIL-STD-883, Method 2004, Test Condition D
Gross Leak	MIL-STD-883, Method 1014, Condition C
Fine Leak	MIL-STD-883, Method 1014, Condition A2, R1=2x10 <sup>-8</sup> atm cc/s
Solvent Resistance	MIL-STD-202, Method 215

## Marking

Line 1: ILSI and Date Code (YWW)

Line 2: Frequency