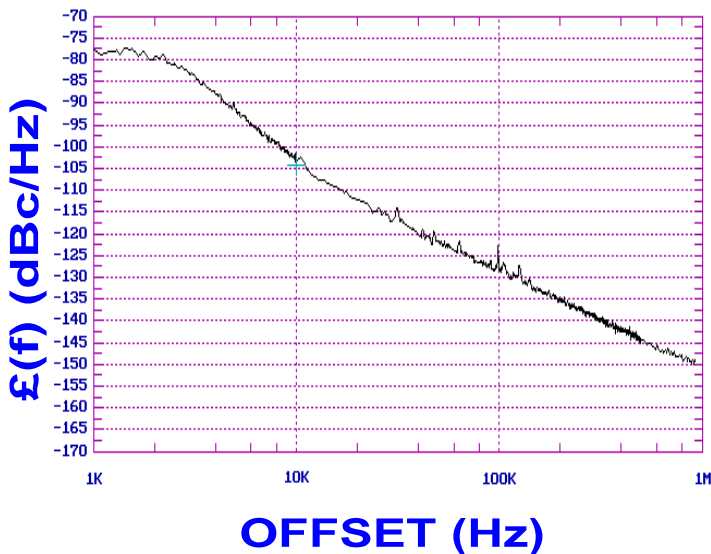


**PHASE NOISE (1 Hz BW, typical)**



**FEATURES**

- Frequency Range: 1230 - 1290 MHz
- Step Size: 1000 KHz
- PLL - Style Package

**APPLICATIONS**

- Telecommunications
- Satellite Terminals
- Global Positioning Systems

**PERFORMANCE SPECIFICATIONS**

PERFORMANCE SPECIFICATIONS	VALUE	UNITS
Frequency Range	1230 - 1290	MHz
Phase Noise @ 10 kHz offset (1 Hz BW, typ.)	-99	dBc/Hz
Harmonic Suppression (2nd, typ.)	-20	dBc
Sideband Spurs (typ.)	-65	dBc
Power Output	1±2	dBm
Load Impedance	50	Ω
Step Size	1000	kHz
Charge Pump Output Current	250	μA
Switching Speed (typ., adjacent channel)	1	mSec
Startup Lock Time (typ.)	5	mSec
Operating Temperature Range	-40 to +85	°C
Package Style	PLL	

**POWER SUPPLY REQUIREMENTS**

Supply Voltage (Vcc, nom.)	5	Vdc
Supply Current (Icc, typ.)	40	mA

All specifications are typical unless otherwise noted and subject to change without notice.

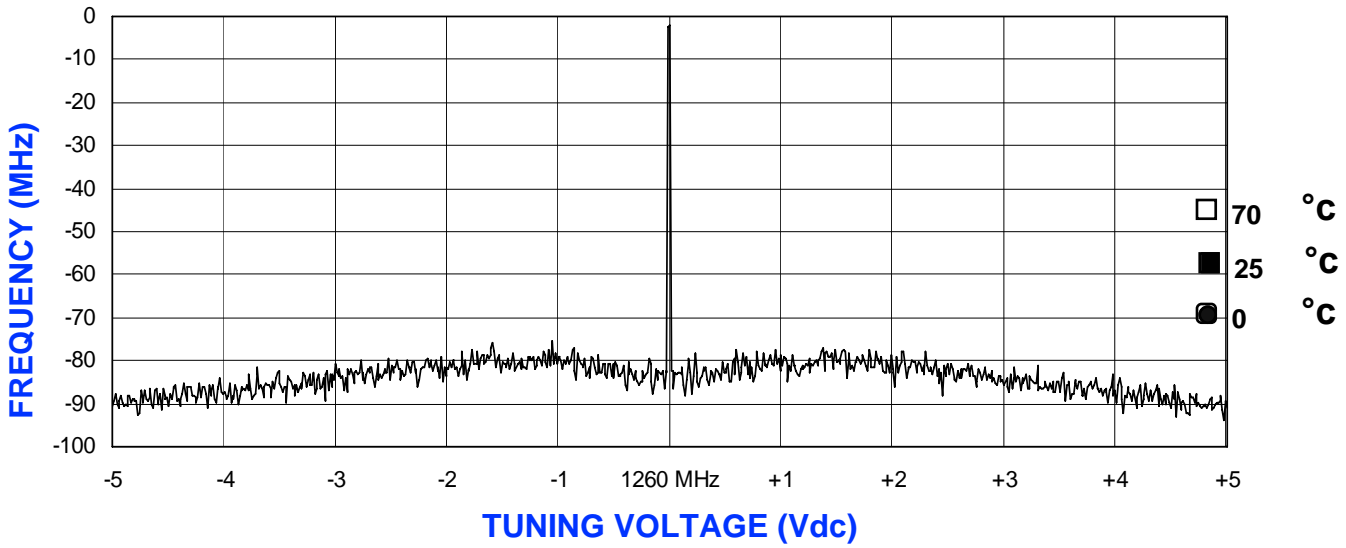
**APPLICATION NOTES**

- AN-107 : How to Solder Z-COMM VCOs / PLLs
- AN-202 : PLL Functional Description

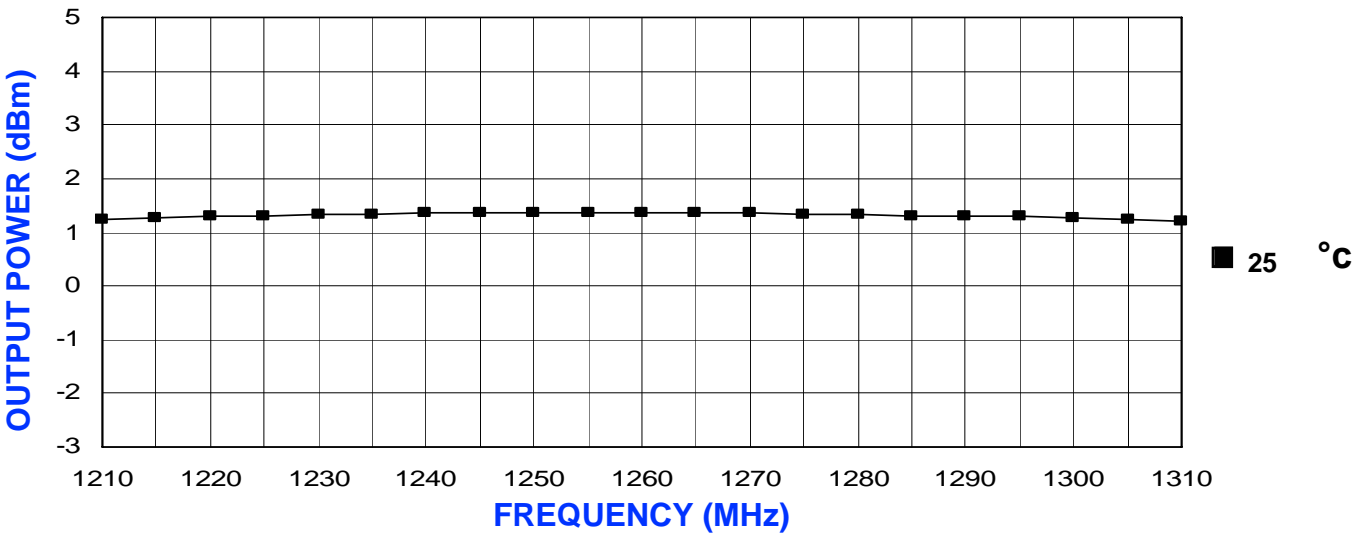
**NOTES:**

Reference Oscillator Signal:  $5\text{ MHz} < f_{\text{osc}} < 40\text{ MHz}$   
 Frequency Synthesizer: National Semiconductor - LMX2326

VCO TUNING CURVE, typ.



VCO POWER CURVE, typ.



PHYSICAL DIMENSIONS

